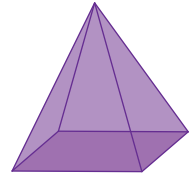
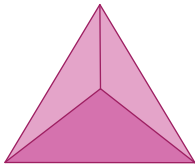

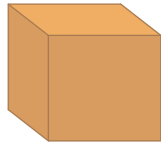
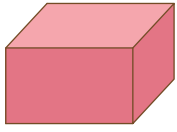


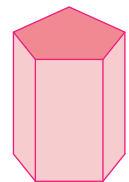
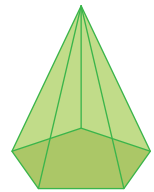
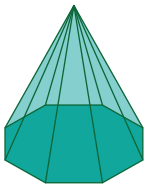
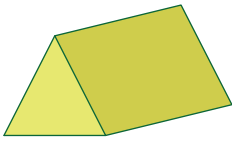
Name : _____

Roll, Slide, & Stack

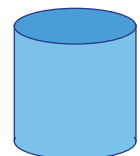
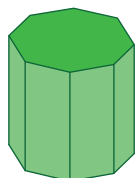

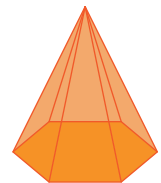
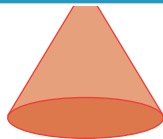
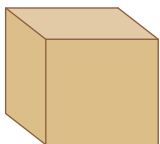
A) Circle the 3D shapes that stack.



B) Check the 3D shapes.



C) Cross out the 3D shapes.



PREVIEW

Gain complete access to the largest collection of worksheets in all subjects!

Members, please log in to download this worksheet.

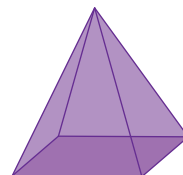
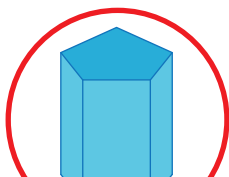
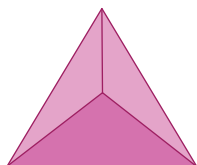

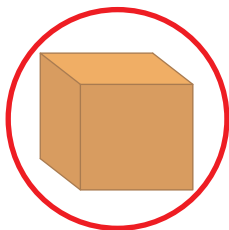
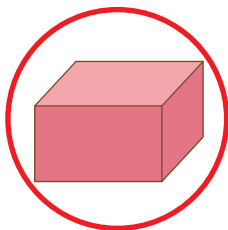
Not a member? Please sign up to gain complete access.

www.mathworksheets4kids.com

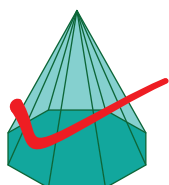
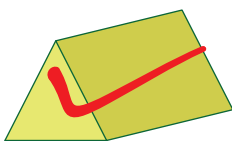
Name : _____

Roll, Slide, & Stack

A) Circle the 3D shapes that stack.



B) Check the 3D shapes.



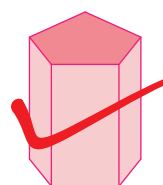
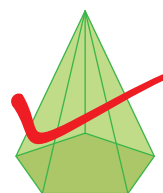
PREVIEW

Gain complete access to the largest collection of worksheets in all subjects!

Members, please log in to download this worksheet.

Not a member? Please sign up to gain complete access.

www.mathworksheets4kids.com



C) Cross out the 3D shapes.

