

**Sorting, Classifying, and Counting**

Cut the flowers cards. Sort them as roses and tulips. Glue them in the appropriate columns. Count the flowers, and answer the questions that follow.

Roses	Tulips

1) How many roses are there? \_\_\_\_\_




2) How many tulips are there? \_\_\_\_\_

3) Which are more: tulips or roses? \_\_\_\_\_

Name : \_\_\_\_\_

## Sorting, Classifying, and Counting

Cut the flowers cards. Sort them as roses and tulips. Glue them in the appropriate columns. Count the flowers, and answer the questions that follow.



# PREVIEW

Gain complete access to the largest collection of worksheets in all subjects!

Members, please log in to download this worksheet.



Not a member? Please sign up to gain complete access.

[www.mathworksheets4kids.com](http://www.mathworksheets4kids.com)

Name : \_\_\_\_\_

# Sorting, Classifying, and Counting

Cut the flowers cards. Sort them as roses and tulips. Glue them in the appropriate columns. Count the flowers, and answer the questions that follow.

Roses	Tulips
	

## PREVIEW

Gain complete access to the largest collection of worksheets in all subjects!

Members, please log in to download this worksheet.

Not a member? Please sign up to gain complete access.

[www.mathworksheets4kids.com](http://www.mathworksheets4kids.com)

1) How many roses are there?

5

2) How many tulips are there?

3

3) Which are more: tulips or roses?

roses