

# Color By Subtraction

Subtract. Color the picture using the code given below.






**PREVIEW**

Gain complete access to the largest collection of worksheets in all subjects!

Members, please log in to download this worksheet.

Not a member? Please sign up to gain complete access.

[www.mathworksheets4kids.com](http://www.mathworksheets4kids.com)

 <b>0</b> Yellow	 <b>1</b> Brown	 <b>2</b> Gray	 <b>3</b> Blue	 <b>4</b> Purple
 <b>5</b> Green	 <b>6</b> Black	 <b>7</b> Red	 <b>8</b> Pink	 <b>9</b> Orange

# Color By Subtraction

Sheet 2

