

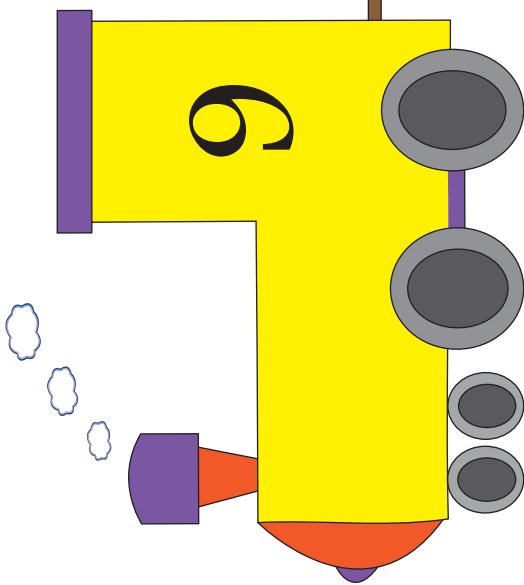
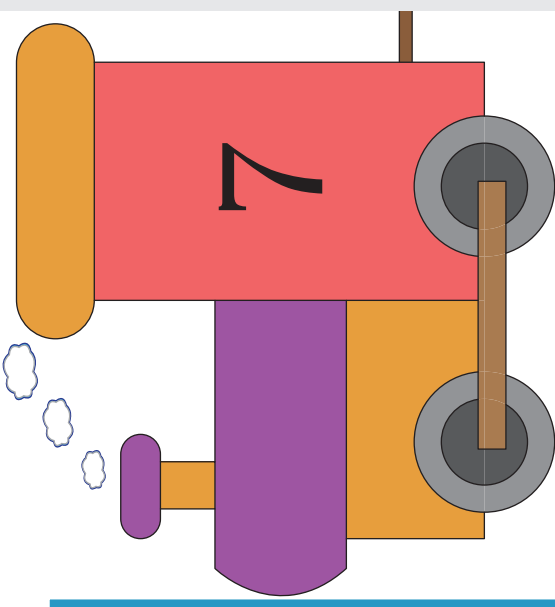
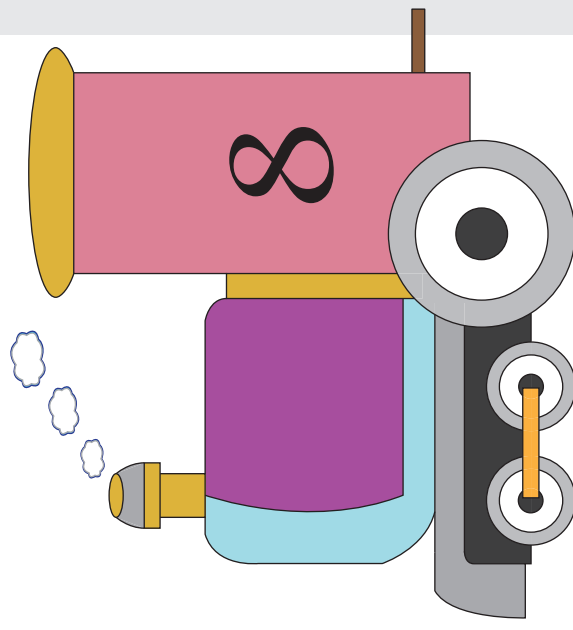
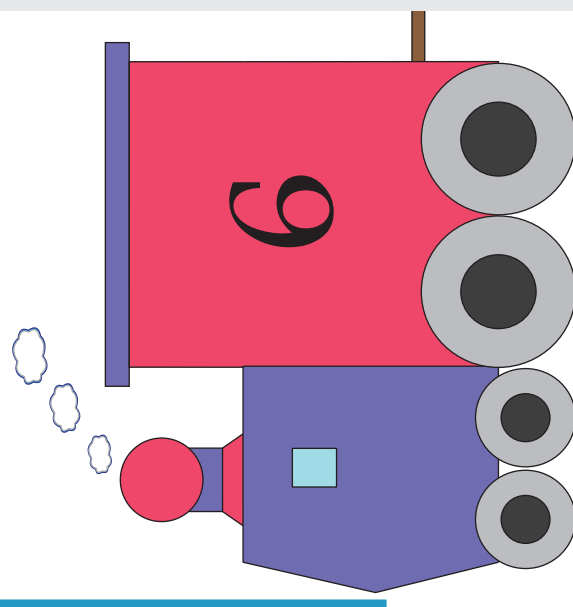
Name: _____

Date: _____

Cut and Glue Activity

Cut the railroad cars from pages 3 to 6. Glue them to the appropriate numbers displayed on the engines to form a train.



 <p>9</p>	 <p>7</p>
 <p>8</p>	 <p>6</p>

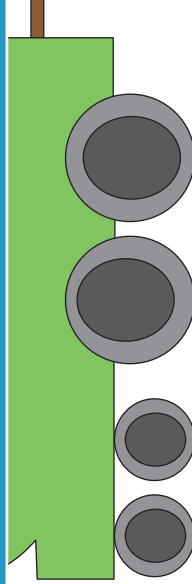
PREVIEW

Gain complete access to the largest collection of worksheets in all subjects!

Members, please log in to download this worksheet.


Not a member? Please sign up to gain complete access.

www.mathworksheets4kids.com



1


 $13 - 11$


 $13 - 5$


 $14 - 10$




PREVIEW


Gain complete access to the largest
collection of worksheets in all subjects!

Members, please
log in to
download this
worksheet.

Not a member?
Please sign up to
gain complete
access.

www.mathworksheets4kids.com


 $19 - 1$


 $11 - 5$


 $18 - 17$

$17 - 14$


 $12 - 2$

The page features a central white box with a blue border containing the text 'PREVIEW' in large blue letters. Below this, it says 'Gain complete access to the largest collection of worksheets in all subjects!' in blue. Two smaller blue boxes contain the text: 'Members, please log in to download this worksheet.' and 'Not a member? Please sign up to gain complete access.' At the bottom of the central box is the website address 'www.mathworksheets4kids.com'. Surrounding the central box are six colorful train cars, each with a subtraction problem and a cartoon animal on top. The train cars are arranged in three rows of two. The first row has a red car with a pink rabbit, a purple car with a brown rabbit, and a blue car with a green pig. The second row has a green car with a blue cow, a brown car with a yellow rabbit, and a brown car with a yellow rabbit. The third row has a purple car with a pink rabbit, an orange car with a blue sheep, and a red car with a blue sheep. The subtraction problems are: $12 - 11$, $20 - 13$, $18 - 16$, $11 - 7$, $15 - 10$, $12 - 4$, $16 - 13$, and $13 - 4$. Scissors icons are placed at the top, middle, and bottom left of the page to indicate where to cut.

PREVIEW

Gain complete access to the largest collection of worksheets in all subjects!

Members, please log in to download this worksheet.

Not a member? Please sign up to gain complete access.

www.mathworksheets4kids.com

$12 - 11$

$20 - 13$

$18 - 16$

$11 - 7$

$15 - 10$

$12 - 4$

$16 - 13$

$13 - 4$

19 - 14

18 - 15

17 - 10

10 - 2

19 - 9

16 - 10

20 - 18

9 - 9


PREVIEW


Gain complete access to the largest collection of worksheets in all subjects!

Members, please log in to download this worksheet.

Not a member? Please sign up to gain complete access.

www.mathworksheets4kids.com


 $11 - 3$


 $13 - 9$


 $15 - 14$



PREVIEW

Gain complete access to the largest
collection of worksheets in all subjects!

Members, please
log in to
download this
worksheet.

Not a member?
Please sign up to
gain complete
access.

www.mathworksheets4kids.com


 $20 - 10$


 $16 - 13$

$18 - 13$


 $14 - 12$