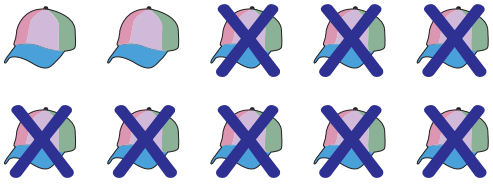
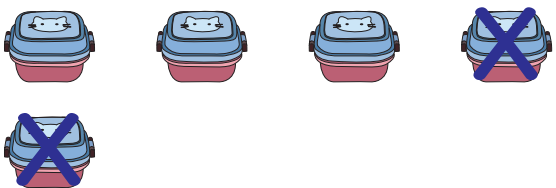



# Picture Subtraction

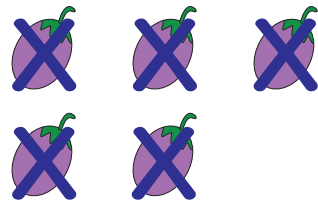
Subtraction within 10: S1


Write the subtraction sentence to represent each picture model.


1)    
 \_\_\_\_\_ - \_\_\_\_\_ = \_\_\_\_\_

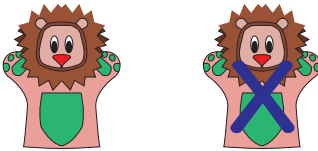
2)    
 \_\_\_\_\_ - \_\_\_\_\_ = \_\_\_\_\_

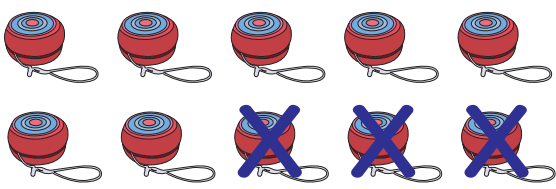
3)    
 \_\_\_\_\_ - \_\_\_\_\_ = \_\_\_\_\_

   
 \_\_\_\_\_ - \_\_\_\_\_ = \_\_\_\_\_

5)    
 \_\_\_\_\_ - \_\_\_\_\_ = \_\_\_\_\_

   
 \_\_\_\_\_ - \_\_\_\_\_ = \_\_\_\_\_

7)    
 \_\_\_\_\_ - \_\_\_\_\_ = \_\_\_\_\_

8)    
 \_\_\_\_\_ - \_\_\_\_\_ = \_\_\_\_\_

## PREVIEW

Gain complete access to the largest collection of worksheets in all subjects!

Members, please log in to download this worksheet.

Not a member? Please sign up to gain complete access.

[www.mathworksheets4kids.com](http://www.mathworksheets4kids.com)