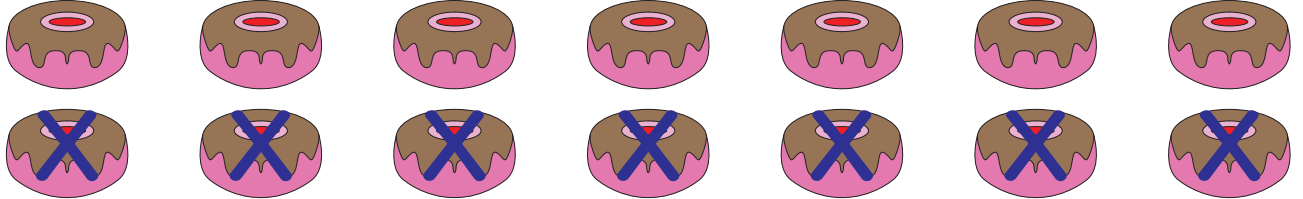


# Picture Subtraction


Subtraction within 20: 51

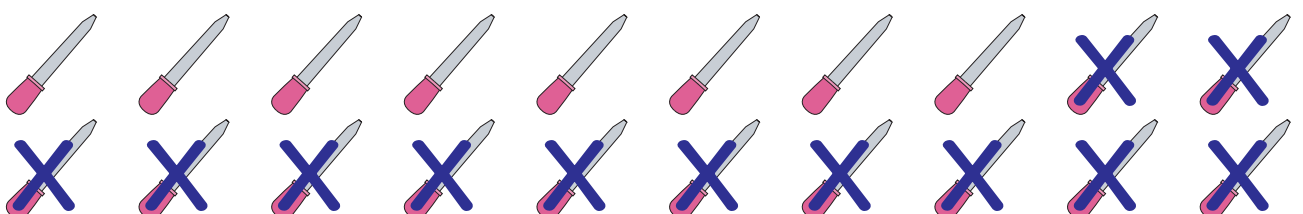
Write the subtraction sentence to represent each picture model.

1)    
 \_\_\_\_\_ - \_\_\_\_\_ = \_\_\_\_\_

2)    
 \_\_\_\_\_ - \_\_\_\_\_ = \_\_\_\_\_

3)    
 \_\_\_\_\_ - \_\_\_\_\_ = \_\_\_\_\_

4)    
 \_\_\_\_\_ - \_\_\_\_\_ = \_\_\_\_\_

5)    
 \_\_\_\_\_ - \_\_\_\_\_ = \_\_\_\_\_

## PREVIEW

Gain complete access to the largest collection of worksheets in all subjects!

Members, please log in to download this worksheet.

Not a member? Please sign up to gain complete access.

www.mathworksheets4kids.com