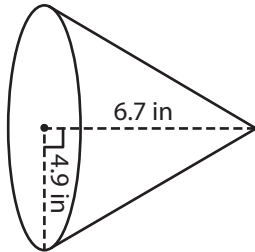


Name : \_\_\_\_\_

# Surface Area - Cone

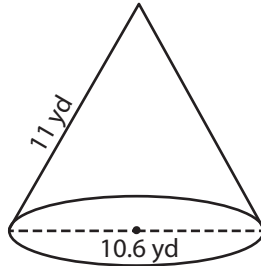
Find the surface area of each cone. Round your answer to two decimal places.  
(use  $\pi = 3.14$ )

1)

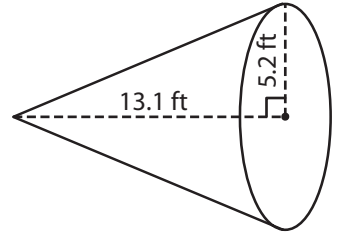


Surface Area = \_\_\_\_\_

2)

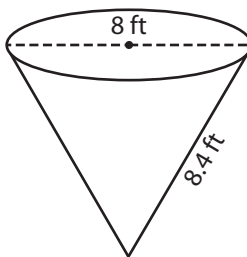


3)



Surface Area = \_\_\_\_\_

4)



Surface Area = \_\_\_\_\_

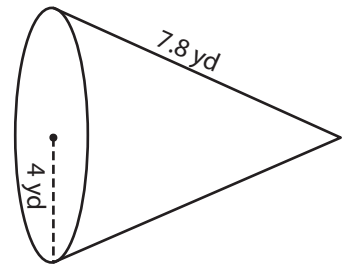
## PREVIEW

Gain complete access to the largest collection of worksheets in all subjects!

Members, please log in to download this worksheet.

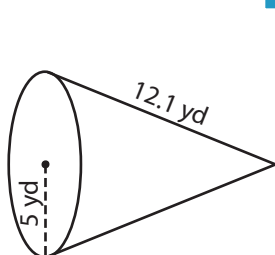
Not a member? Please sign up to gain complete access.

[www.mathworksheets4kids.com](http://www.mathworksheets4kids.com)

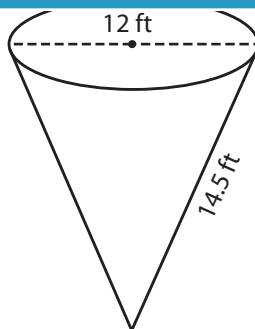


Surface Area = \_\_\_\_\_

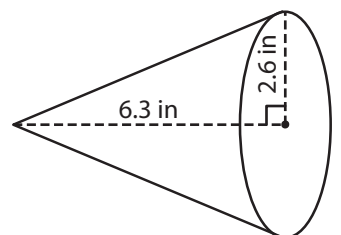
7)



Surface Area = \_\_\_\_\_



Surface Area = \_\_\_\_\_



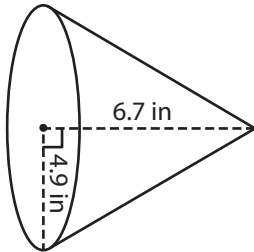
Surface Area = \_\_\_\_\_

Name : \_\_\_\_\_

**Surface Area - Cone**

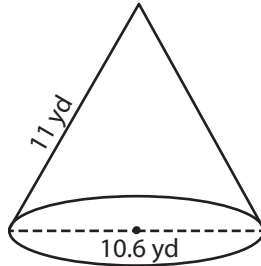
Find the surface area of each cone. Round your answer to two decimal places.  
(use  $\pi = 3.14$ )

1)



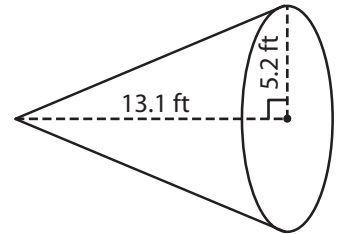
Surface Area = 203.1

2)

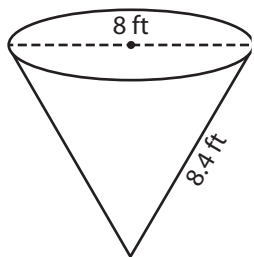


Surface Area = 315.04 ft<sup>2</sup>

3)



4)



Surface Area = 155.74

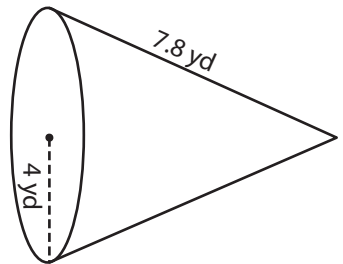
**PREVIEW**

Gain complete access to the largest collection of worksheets in all subjects!

Members, please log in to download this worksheet.

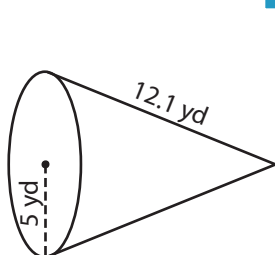
Not a member? Please sign up to gain complete access.

[www.mathworksheets4kids.com](http://www.mathworksheets4kids.com)

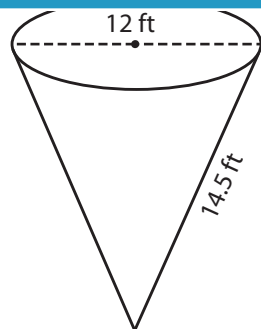


Surface Area = 148.21 yd<sup>2</sup>

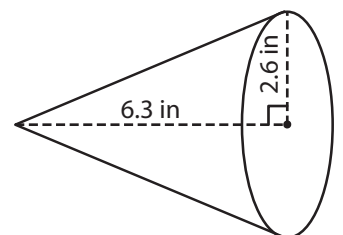
7)



Surface Area = 268.47 yd<sup>2</sup>



Surface Area = 386.22 ft<sup>2</sup>



Surface Area = 76.87 in<sup>2</sup>