

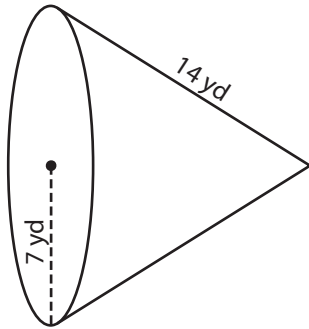
Name : _____

Integers: ES2

Surface Area - Cone

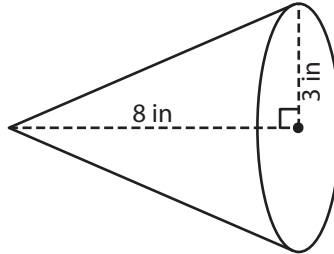
Find the surface area of each cone. Round your answer to two decimal places.
(use $\pi = 3.14$)

1)

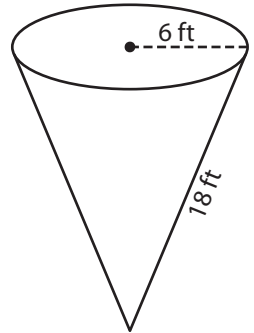


Surface Area = _____

2)

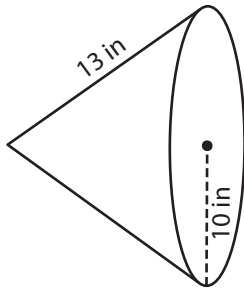


3)



Surface Area = _____

4)



Surface Area = _____

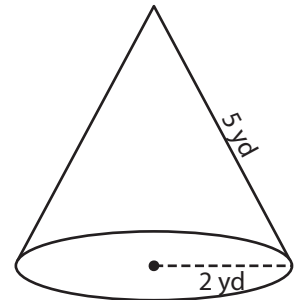
PREVIEW

Gain complete access to the largest collection of worksheets in all subjects!

Members, please log in to download this worksheet.

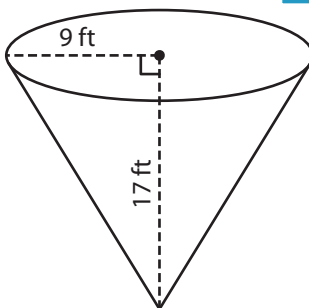
Not a member? Please sign up to gain complete access.

www.mathworksheets4kids.com

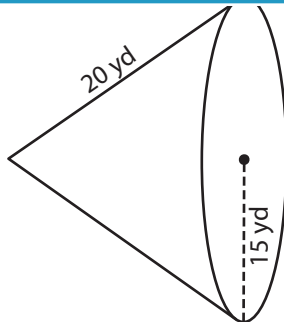


Surface Area = _____

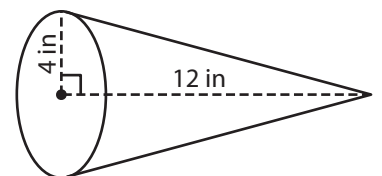
7)



Surface Area = _____



Surface Area = _____



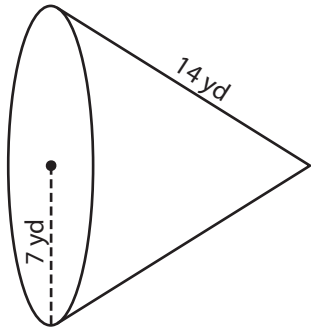
Surface Area = _____

Name : _____

Surface Area - Cone

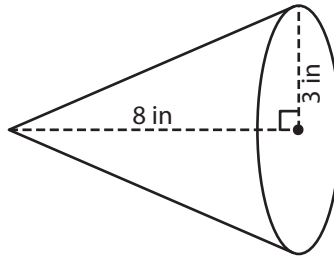
Find the surface area of each cone. Round your answer to two decimal places.
(use $\pi = 3.14$)

1)

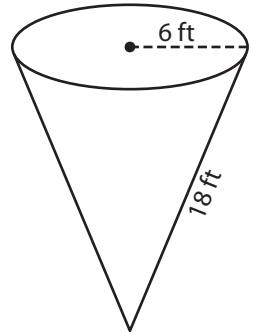


Surface Area = 461.58

2)

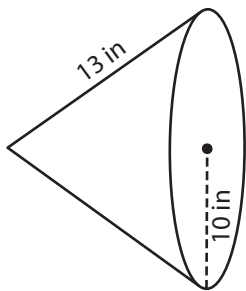


3)



Surface Area = 452.16 ft²

4)



Surface Area = 722.2

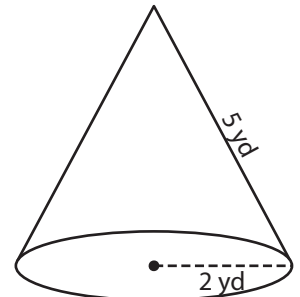
PREVIEW

Gain complete access to the largest collection of worksheets in all subjects!

Members, please log in to download this worksheet.

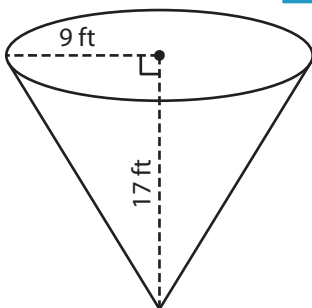
Not a member? Please sign up to gain complete access.

www.mathworksheets4kids.com

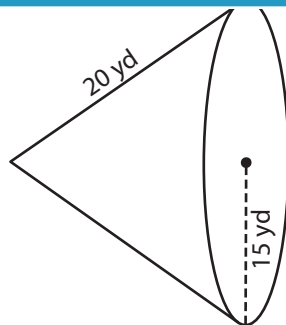


Surface Area = 43.96 yd²

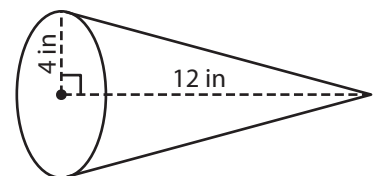
7)



Surface Area = 797.93 ft²



Surface Area = 1,648.5 yd²



Surface Area = 209.11 in²