

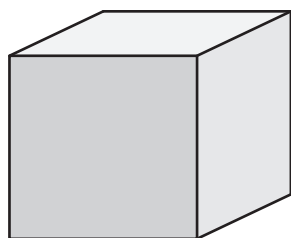
Name : \_\_\_\_\_

## Surface Area - Cube

ES2

Find the surface area of each cube.

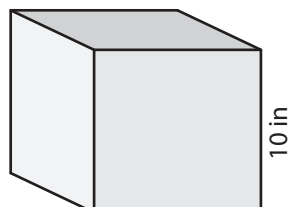
1)



18 yd

surface area = \_\_\_\_\_

2)



10 in

# PREVIEW

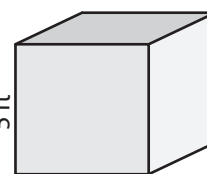
Gain complete access to the largest collection of worksheets in all subjects!

Members, please log in to download this worksheet.

Not a member? Please sign up to gain complete access.

[www.mathworksheets4kids.com](http://www.mathworksheets4kids.com)

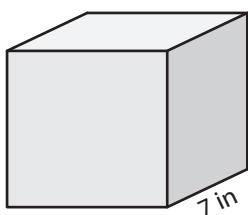
3)



5 ft

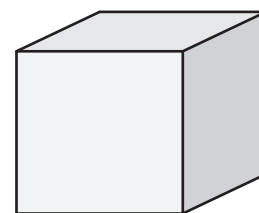
surface area = \_\_\_\_\_

4)



7 in

surface area = \_\_\_\_\_



12 yd

surface area = \_\_\_\_\_

7) The side length of a cube is \_\_\_\_\_

\_\_\_\_\_

8) Find the surface area of the cube, if its side length is 16 yards.

Name : \_\_\_\_\_

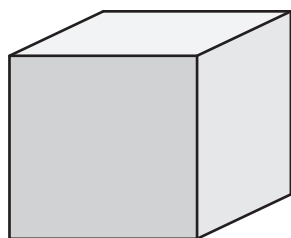
## Answer key

### Surface Area - Cube

ES2

Find the surface area of each cube.

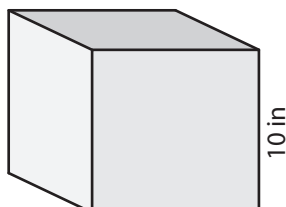
1)



18 yd

surface area = 1,944 yd<sup>2</sup>

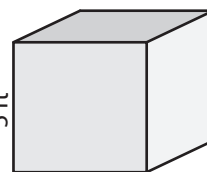
2)



10 in

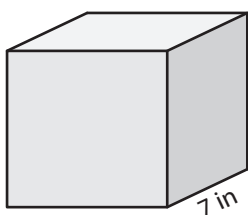
surface area = 150 ft<sup>2</sup>

3)



5 ft

4)



7 in

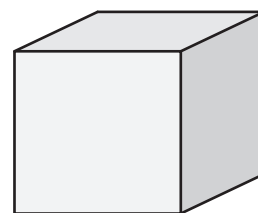
surface area = 294 in<sup>2</sup>

**PREVIEW**  
Gain complete access to the largest collection of worksheets in all subjects!

Members, please log in to download this worksheet.

Not a member? Please sign up to gain complete access.

[www.mathworksheets4kids.com](http://www.mathworksheets4kids.com)



12 yd

surface area = 864 yd<sup>2</sup>

7) The side length of a cube is 14 inches.

1,176 square inches

8) Find the surface area of the cube, if its side length is 16 yards.

1,536 square yards