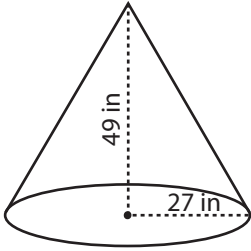


Surface Area - Cone

ES2

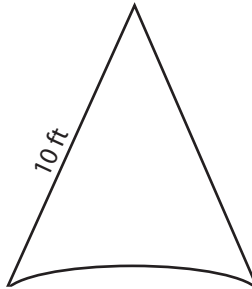
Find the surface area of each cone. Round the answer to nearest tenth. (use $\pi = 3.14$)

1)



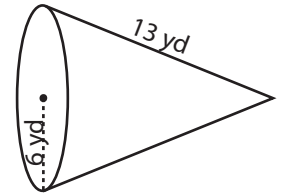
Surface Area = _____

2)

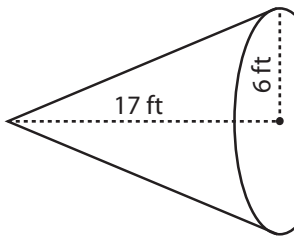


face Area = _____

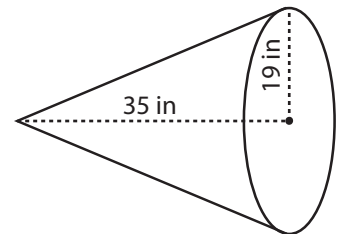
3)



4)

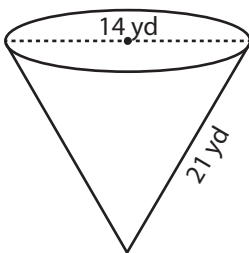


Surface Area = _____

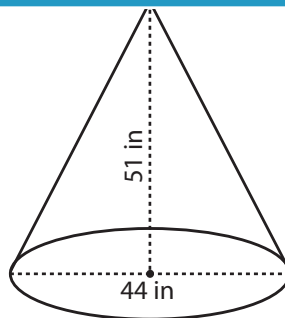


face Area = _____

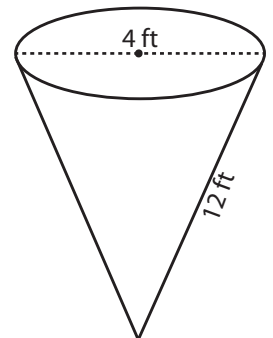
7)



Surface Area = _____



Surface Area = _____



Surface Area = _____

PREVIEW

Access the largest collection of
worksheets for just **\$19.95** per year!

Members, please
log in to
download this
worksheet.

Log in

Not a member?
Please sign up to
gain complete
access.

Sign up

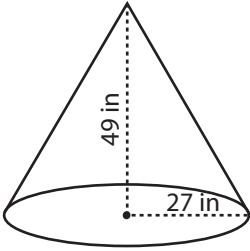
www.mathworksheets4kids.com

Answer key**Surface Area - Cone**

ES2

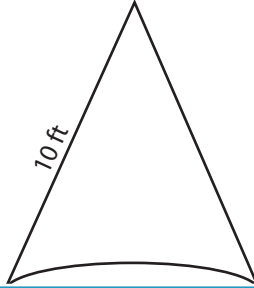
Find the surface area of each cone. Round the answer to nearest tenth. (use $\pi = 3.14$)

1)

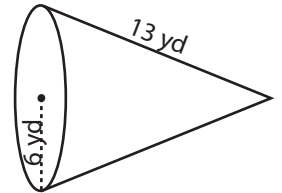


Surface Area = 7032.2 in²

2)



3)



Surface Area = 358 yd²

PREVIEW

Access the largest collection of
worksheets for just **\$19.95** per year!

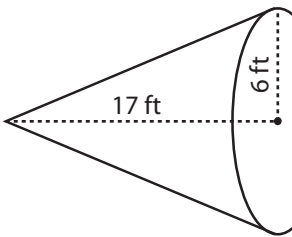
Members, please
log in to
download this
worksheet.

Log in

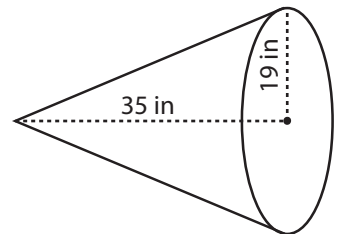
Not a member?
Please sign up to
gain complete
access.

Sign upwww.mathworksheets4kids.com

4)

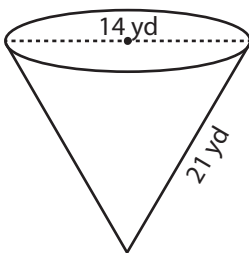


Surface Area = 452.7 ft²

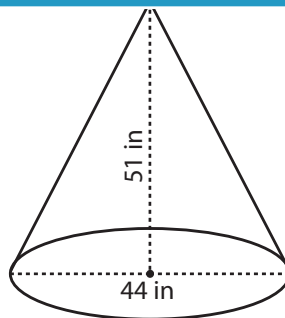


Surface Area = 3509.5 in²

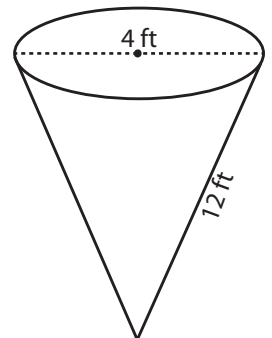
7)



Surface Area = 615.4 yd²



Surface Area = 5356.7 in²



Surface Area = 87.9 ft²