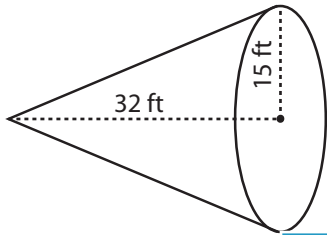


Surface Area - Cone

ES3

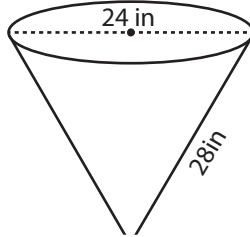
Find the surface area of each cone. Round the answer to nearest tenth. (use $\pi = 3.14$)

1)



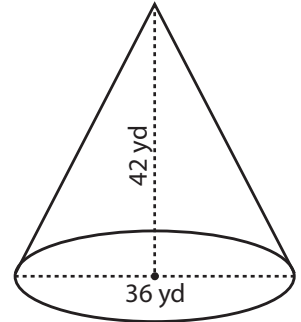
Surface Area = _____

2)

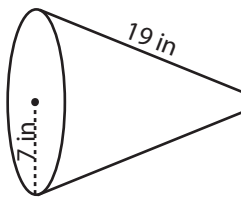


face Area = _____

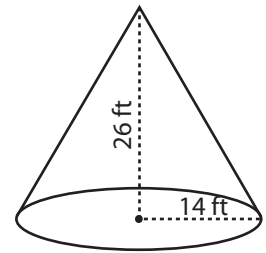
3)



4)

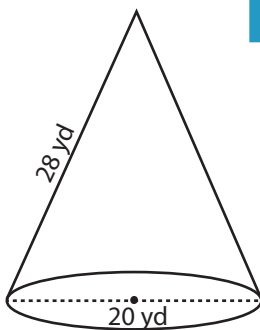


Surface Area = _____

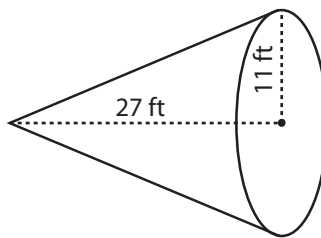


face Area = _____

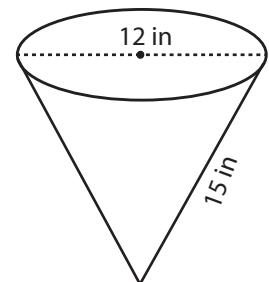
7)



Surface Area = _____



Surface Area = _____



Surface Area = _____

PREVIEW

Access the largest collection of worksheets for just **\$19.95** per year!

Members, please log in to download this worksheet.

Log in

Not a member? Please sign up to gain complete access.

Sign up

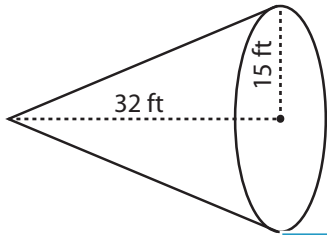
www.mathworksheets4kids.com

Answer key**Surface Area - Cone**

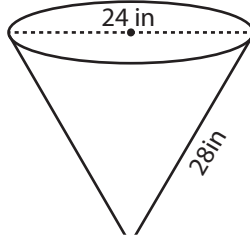
ES3

Find the surface area of each cone. Round the answer to nearest tenth. (use $\pi = 3.14$)

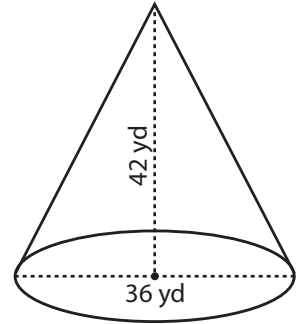
1)

Surface Area = 2371.1 ft²

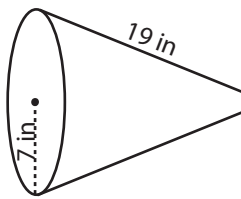
2)

Surface Area = 3600 yd²

3)



4)

Surface Area = 571.5 in²

PREVIEW

Access the largest collection of
worksheets for just **\$19.95** per year!

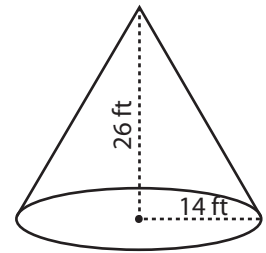
Members, please
log in to
download this
worksheet.

Log in

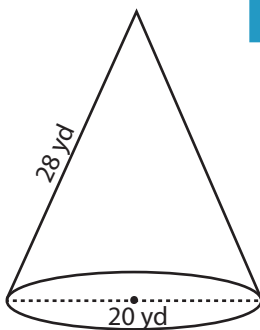
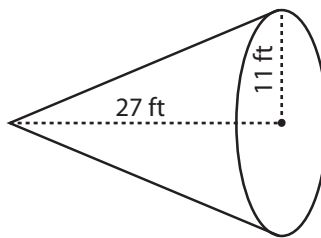
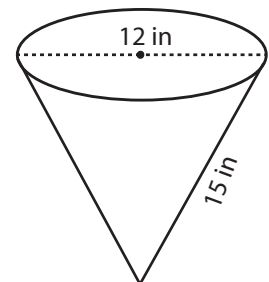
Not a member?
Please sign up to
gain complete
access.

Sign up

www.mathworksheets4kids.com

Surface Area = 1913.6 ft²

7)

Surface Area = 1193.2 yd²Surface Area = 1387 ft²Surface Area = 395.7 in²