

Name : _____

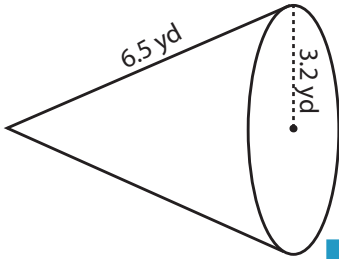
Score : _____

Surface Area - Cone

MS1

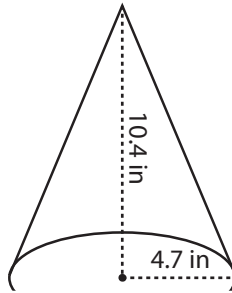
Find the surface area of each cone. Round the answer to two decimal places. (use $\pi = 3.14$)

1)



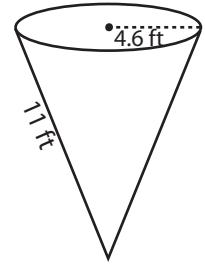
Surface Area = _____

2)

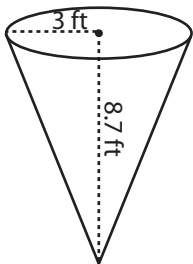


face Area = _____

3)



4)



Surface Area = _____

Access the largest collection of worksheets for just **\$19.95** per year!

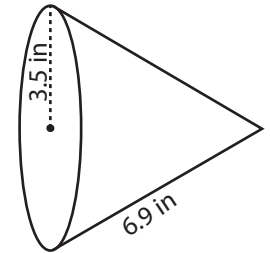
Members, please log in to download this worksheet.

Log in

Not a member? Please sign up to gain complete access.

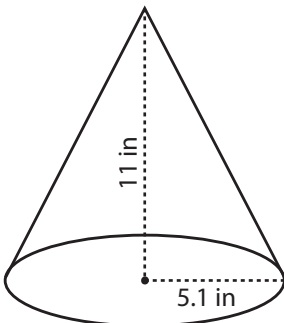
Sign up

www.mathworksheets4kids.com

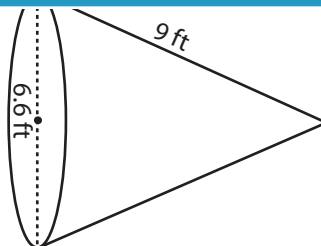


face Area = _____

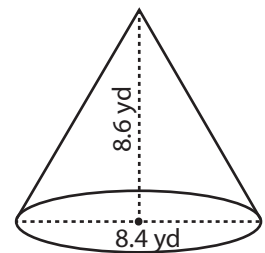
7)



Surface Area = _____



Surface Area = _____



Surface Area = _____

Name : _____

Score : _____

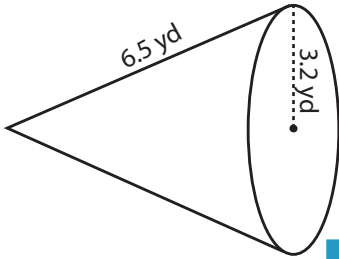
Answer key

Surface Area - Cone

MS1

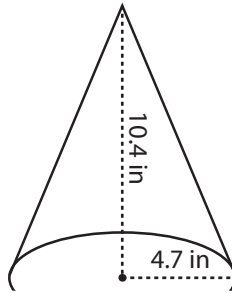
Find the surface area of each cone. Round the answer to two decimal places. (use $\pi = 3.14$)

1)



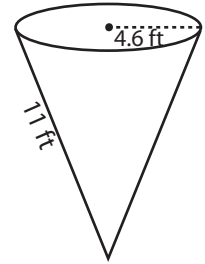
Surface Area = 97.47 yd²

2)

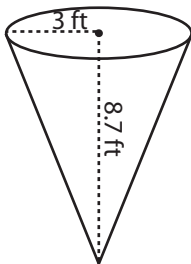


face Area = 225.33 ft²

3)



4)



Surface Area = 114.95 ft²

Access the largest collection of worksheets for just **\$19.95** per year!

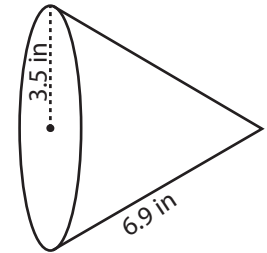
Members, please log in to download this worksheet.

Log in

Not a member? Please sign up to gain complete access.

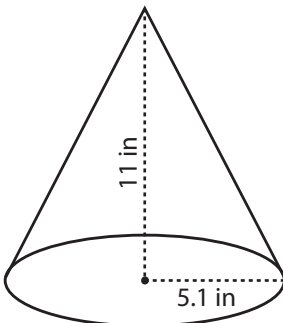
Sign up

www.mathworksheets4kids.com

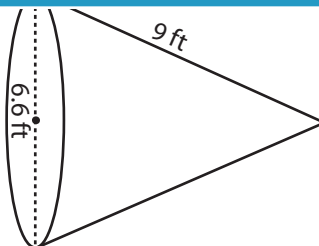


face Area = 114.3 in²

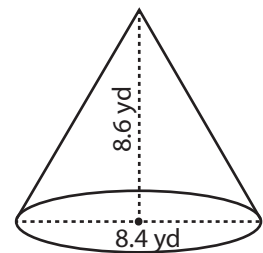
7)



Surface Area = 275.84 in²



Surface Area = 127.45 ft²



Surface Area = 181.61 yd²