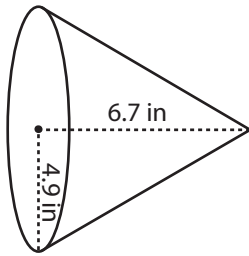


Surface Area - Cone

MS2

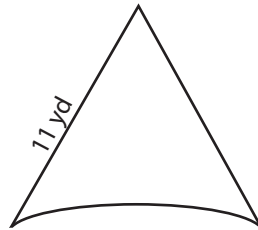
Find the surface area of each cone. Round the answer to two decimal places. (use $\pi = 3.14$)

1)

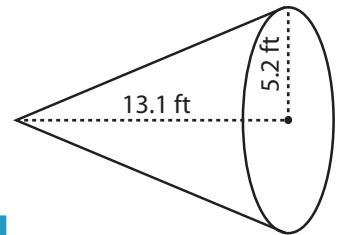


Surface Area = _____

2)

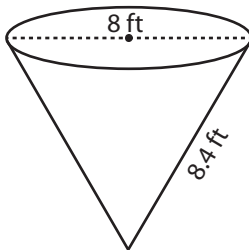


3)

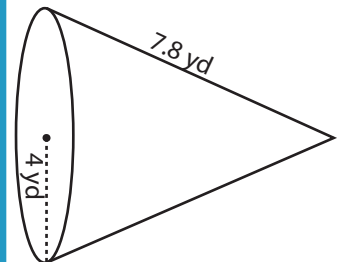


face Area = _____

4)

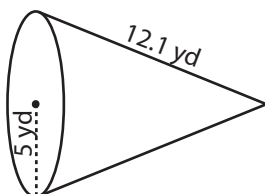


Surface Area = _____

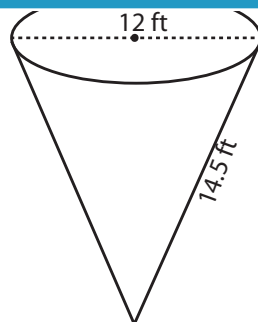


face Area = _____

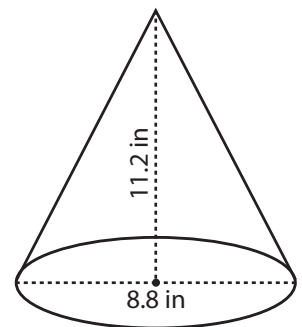
7)



Surface Area = _____



Surface Area = _____



Surface Area = _____

PREVIEW

Access the largest collection of
worksheets for just **\$19.95** per year!

Members, please
log in to
download this
worksheet.

Log in

Not a member?
Please sign up to
gain complete
access.

Sign up

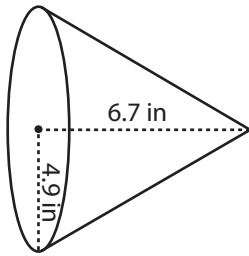
www.mathworksheets4kids.com

Answer key**Surface Area - Cone**

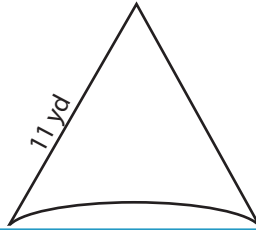
MS2

Find the surface area of each cone. Round the answer to two decimal places. (use $\pi = 3.14$)

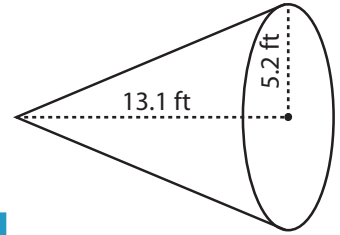
1)

Surface Area = 203.1 in

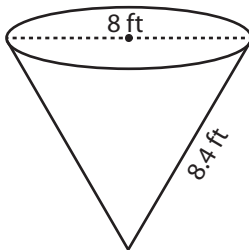
2)



3)

face Area = 315.04 ft²

4)

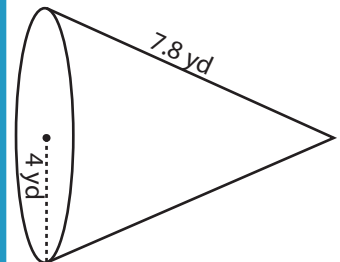
Surface Area = 155.74 f

Access the largest collection of
worksheets for just **\$19.95** per year!

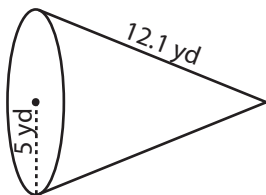
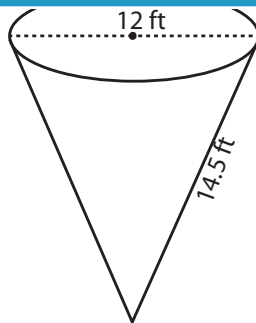
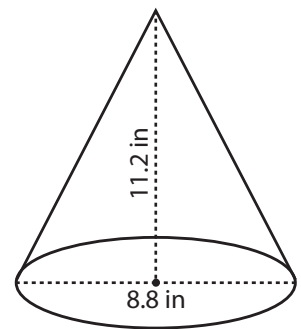
Members, please
log in to
download this
worksheet.

Log in

Not a member?
Please sign up to
gain complete
access.

Sign up
www.mathworksheets4kids.com
face Area = 148.21 yd²

7)

Surface Area = 268.47 yd²Surface Area = 386.22 ft²Surface Area = 227.04 in²