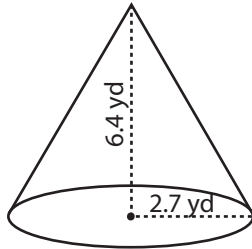


Surface Area - Cone

MS3

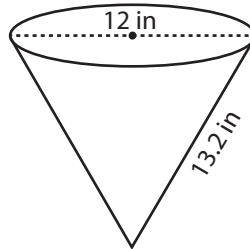
Find the surface area of each cone. Round the answer to two decimal places. (use $\pi = 3.14$)

1)



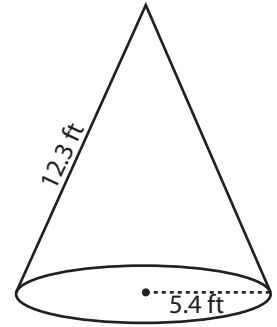
Surface Area = _____

2)

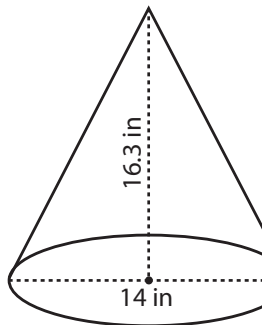


face Area = _____

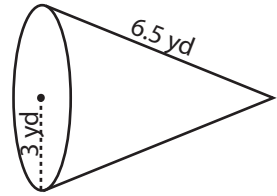
3)



4)

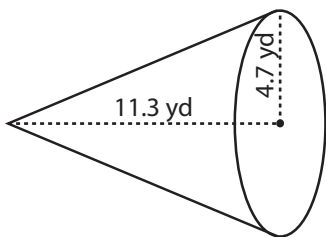


Surface Area = _____

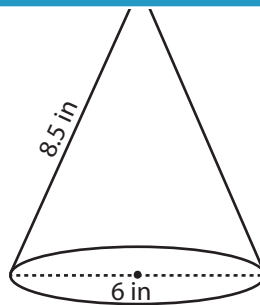


face Area = _____

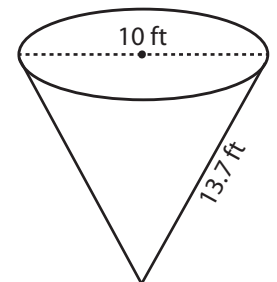
7)



Surface Area = _____



Surface Area = _____



Surface Area = _____

PREVIEW

Access the largest collection of
worksheets for just **\$19.95** per year!

Members, please
log in to
download this
worksheet.

Log in

Not a member?
Please sign up to
gain complete
access.

Sign up

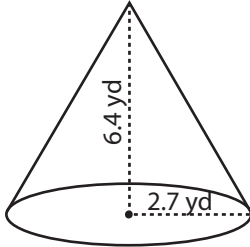
www.mathworksheets4kids.com

Answer key**Surface Area - Cone**

MS3

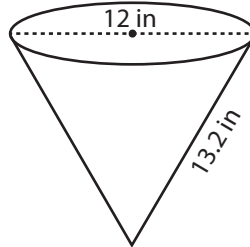
Find the surface area of each cone. Round the answer to two decimal places. (use $\pi = 3.14$)

1)



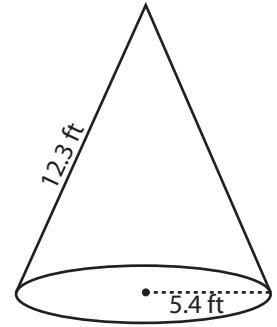
Surface Area = 81.78 yd²

2)

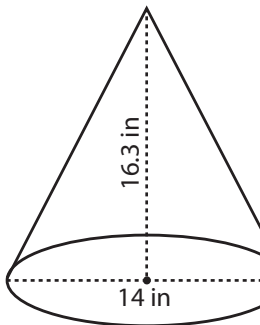


Surface Area = 300.12 ft²

3)



4)



Surface Area = 543.77 in²

PREVIEW

Access the largest collection of worksheets for just **\$19.95** per year!

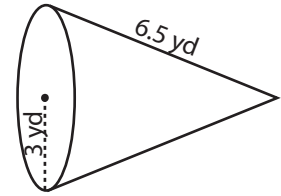
Members, please log in to download this worksheet.

Log in

Not a member? Please sign up to gain complete access.

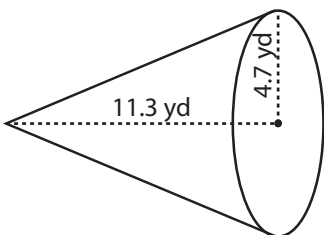
Sign up

www.mathworksheets4kids.com

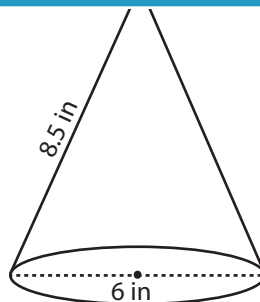


Surface Area = 89.49 yd²

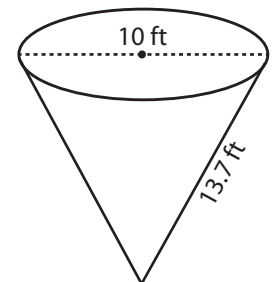
7)



Surface Area = 249.98 yd²



Surface Area = 108.33 in²



Surface Area = 293.59 ft²