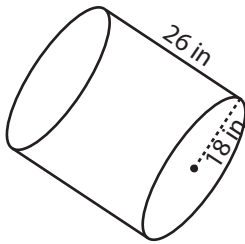


Surface Area - Cylinder

MS2

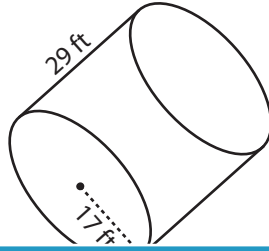
Find the surface area of each cylinder. Round the answer to nearest tenth. (use $\pi = 3.14$)

1)



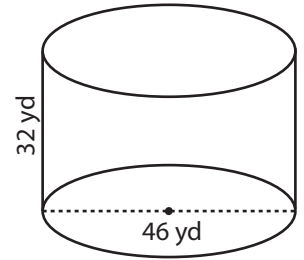
Surface Area = _____

2)

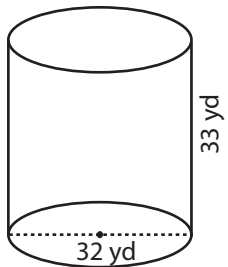


Surface Area = _____

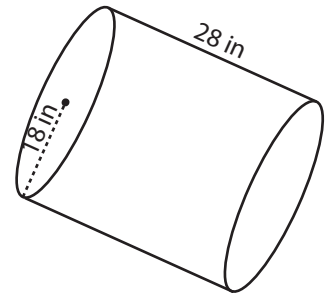
3)



4)

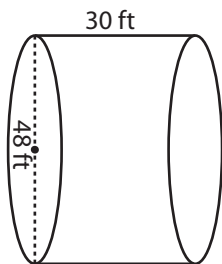


Surface Area = _____

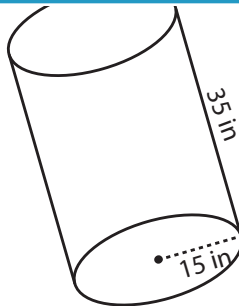


Surface Area = _____

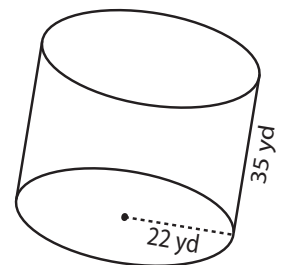
7)



Surface Area = _____



Surface Area = _____



Surface Area = _____

PREVIEW

Access the largest collection of worksheets for just **\$19.95** per year!

Members, please log in to download this worksheet.

Log in

Not a member? Please sign up to gain complete access.

Sign up

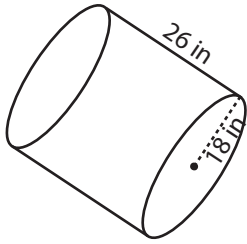
www.mathworksheets4kids.com

Answer key**Surface Area - Cylinder**

MS2

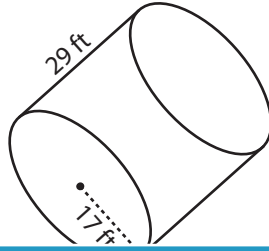
Find the surface area of each cylinder. Round the answer to nearest tenth. (use $\pi = 3.14$)

1)



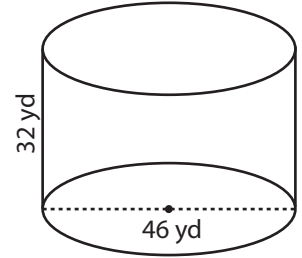
Surface Area = 4973.8 in²

2)

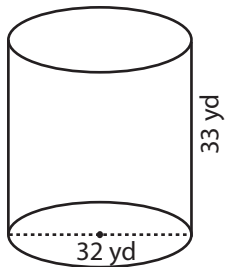


Surface Area = 7944.2 yd²

3)



4)



Surface Area = 4923.5 yd²

PREVIEW

Access the largest collection of
worksheets for just **\$19.95** per year!

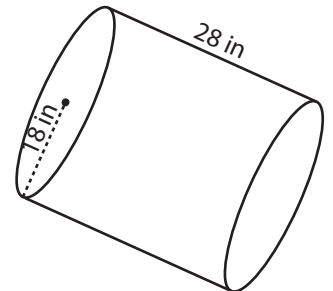
Members, please
log in to
download this
worksheet.

Log in

Not a member?
Please sign up to
gain complete
access.

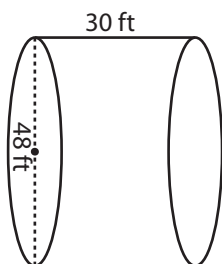
Sign up

www.mathworksheets4kids.com

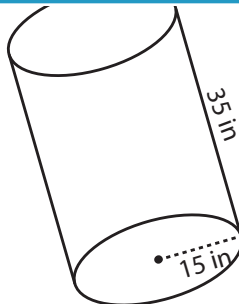


Surface Area = 5199.8 in²

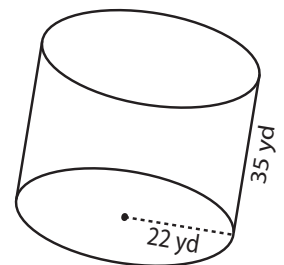
7)



Surface Area = 8138.9 ft²



Surface Area = 4710 in²



Surface Area = 7875.1 yd²