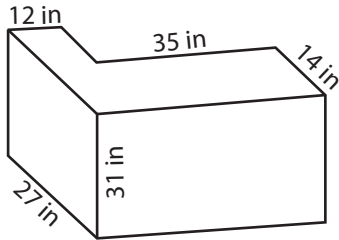


Surface Area - L Blocks

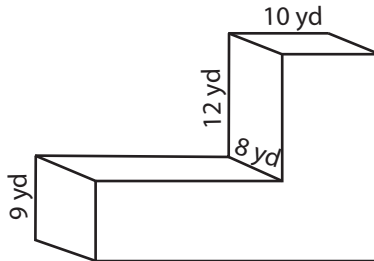
MS1

Find the surface area of each L-block.

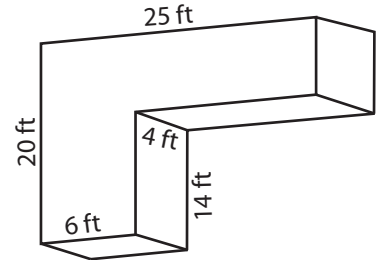
1)



2)



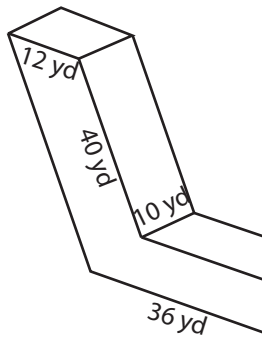
3)



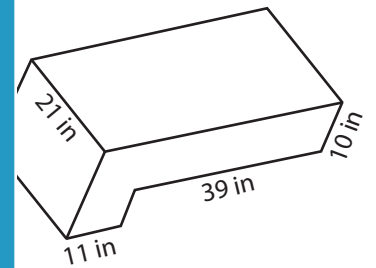
Surface Area = _____

Surface Area = _____

4)

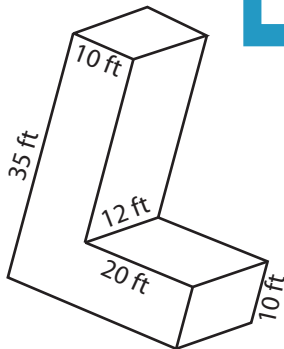


Surface Area = _____

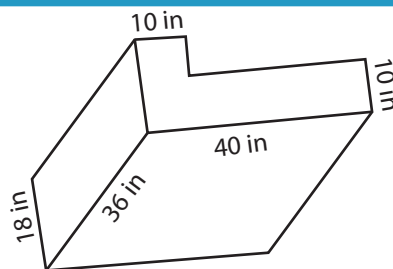


Surface Area = _____

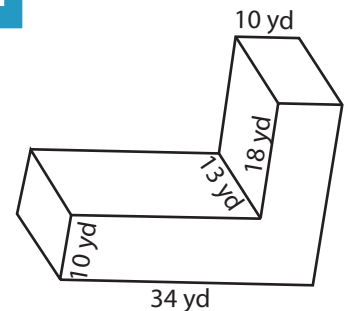
7)



Surface Area = _____



Surface Area = _____



Surface Area = _____

PREVIEW

Access the largest collection of
worksheets for just **\$19.95** per year!

Members, please
log in to
download this
worksheet.

Log in

Not a member?
Please sign up to
gain complete
access.

Sign up

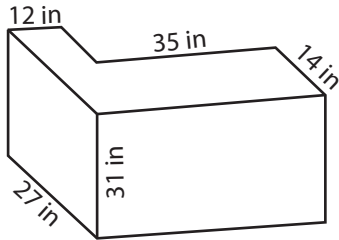
www.mathworksheets4kids.com

Surface Area - L Blocks

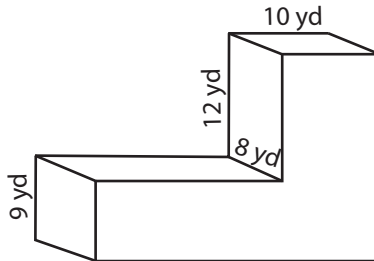
MS1

Find the surface area of each L-block.

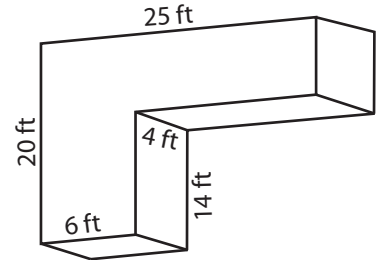
1)



2)



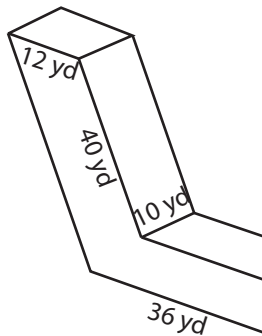
3)



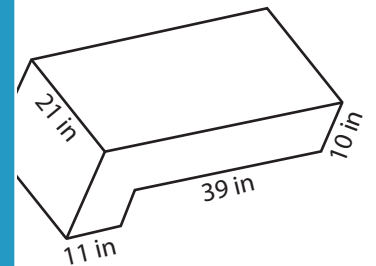
Surface Area = 6216 in²

Surface Area = 828 ft²

4)

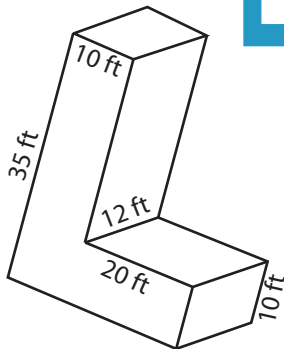


Surface Area = 3492 yd²

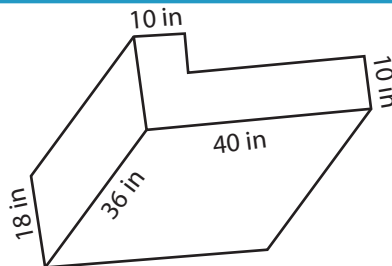


Surface Area = 3776 in²

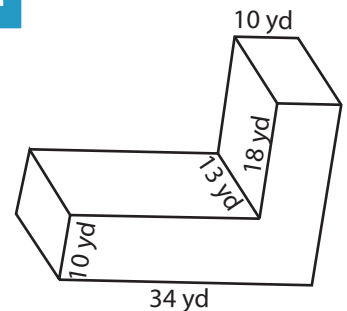
7)



Surface Area = 2660 ft²



Surface Area = 5136 in²



Surface Area = 2652 yd²

PREVIEW

Access the largest collection of
worksheets for just **\$19.95** per year!

Members, please
log in to
download this
worksheet.

Log in

Not a member?
Please sign up to
gain complete
access.

Sign up

www.mathworksheets4kids.com