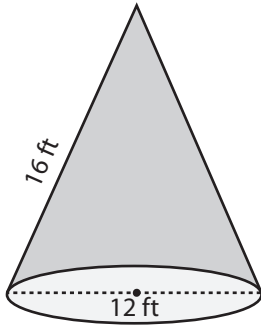


Surface Area - Mixed Shapes

ES1

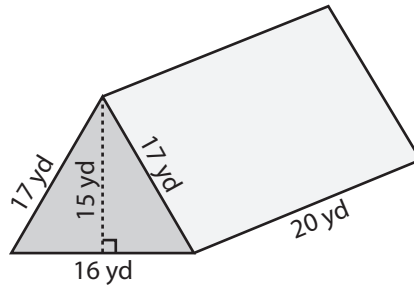
Find the exact surface area of each shape.

1)



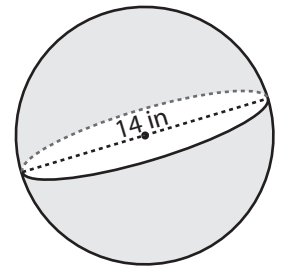
Surface Area = _____

2)



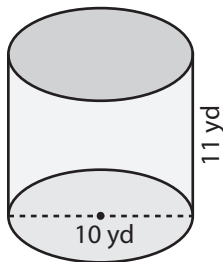
Surface Area = _____

3)



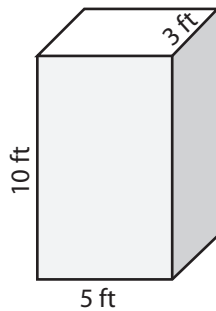
Surface Area = _____

4)



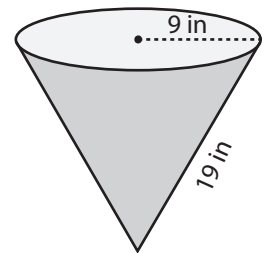
Surface Area = _____

5)



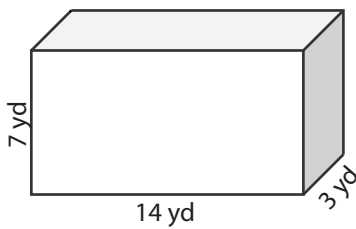
Surface Area = _____

6)



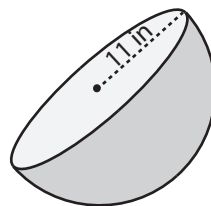
Surface Area = _____

7)



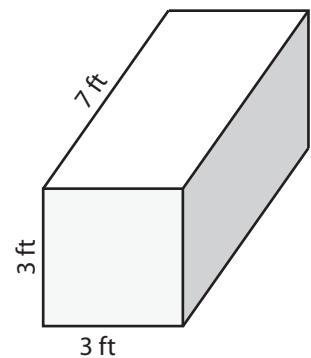
Surface Area = _____

8)



Surface Area = _____

9)



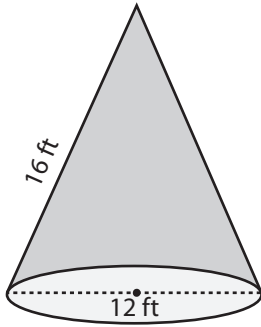
Surface Area = _____

Surface Area - Mixed Shapes

ES1

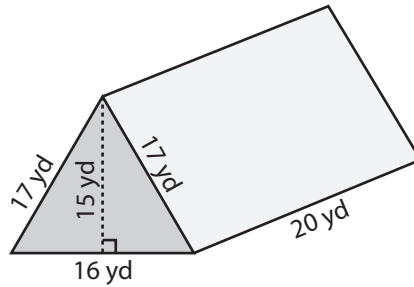
Find the exact surface area of each shape.

1)



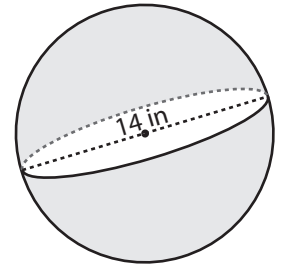
Surface Area = $132\pi \text{ ft}^2$

2)



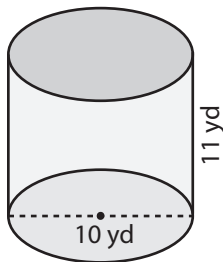
Surface Area = 1240 yd^2

3)



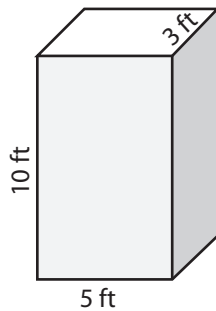
Surface Area = $196\pi \text{ in}^2$

4)



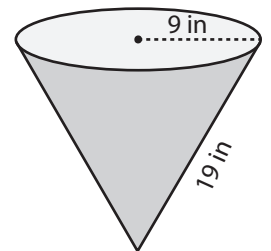
Surface Area = $160\pi \text{ yd}^2$

5)



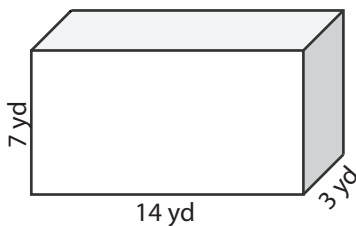
Surface Area = 190 ft^2

6)



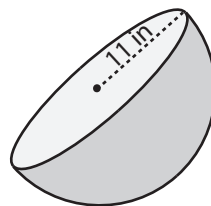
Surface Area = $252\pi \text{ in}^2$

7)



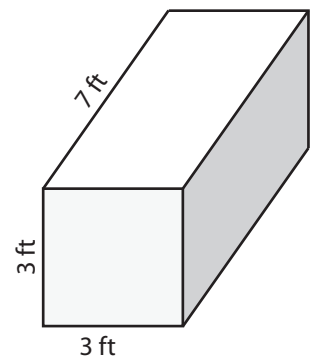
Surface Area = 322 yd^2

8)



Surface Area = $363\pi \text{ in}^2$

9)



Surface Area = 102 ft^2