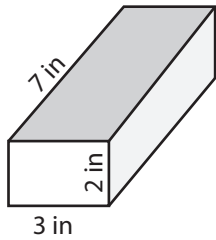


Surface Area - Mixed Shapes

ES2

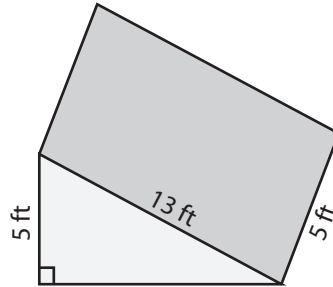
Find the exact surface area of each shape.

1)



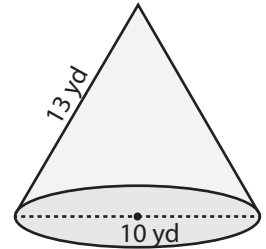
Surface Area = _____

2)

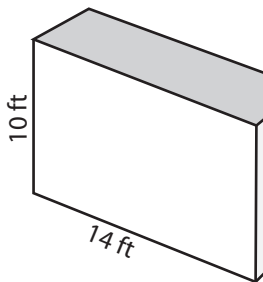


face Area = _____

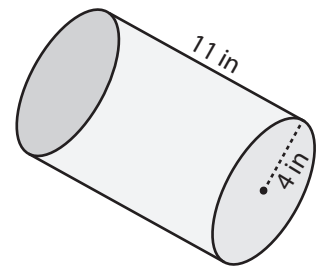
3)



4)

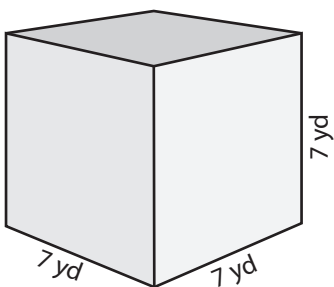


Surface Area = _____

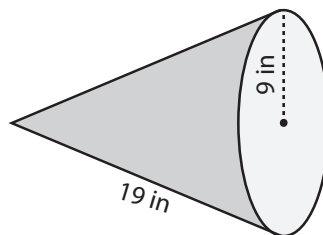


face Area = _____

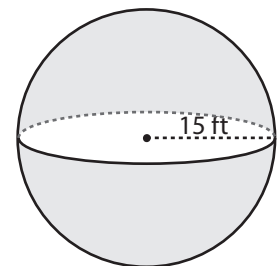
7)



Surface Area = _____



Surface Area = _____



Surface Area = _____

PREVIEW

Access the largest collection of
worksheets for just **\$19.95** per year!

Members, please
log in to
download this
worksheet.

Log in

Not a member?
Please sign up to
gain complete
access.

Sign up

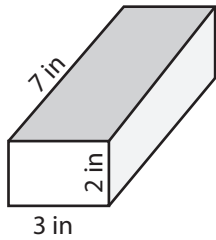
www.mathworksheets4kids.com

Surface Area - Mixed Shapes

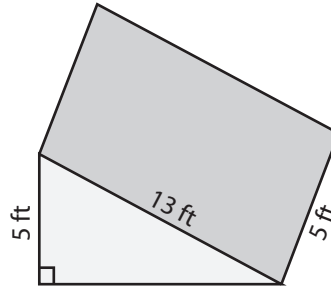
ES2

Find the exact surface area of each shape.

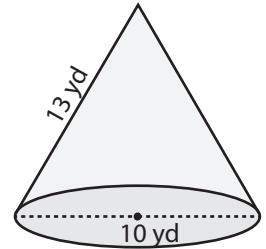
1)

Surface Area = 82 in²

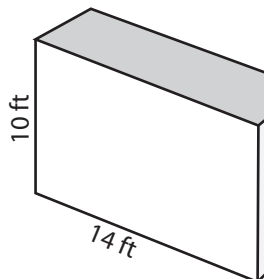
2)

Surface Area = 90π yd²

3)



4)

Surface Area = 472 ft²

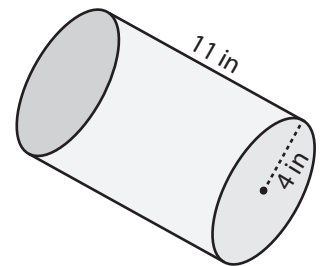
Access the largest collection of
worksheets for just **\$19.95** per year!

Members, please
log in to
download this
worksheet.

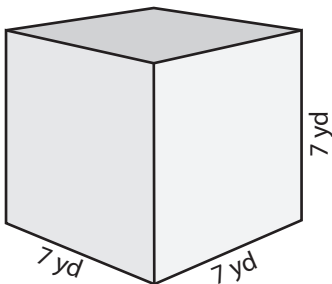
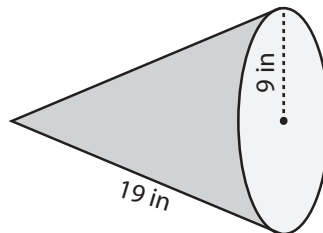
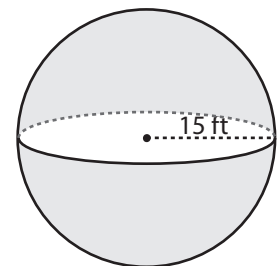
Log in

Not a member?
Please sign up to
gain complete
access.

Sign up

www.mathworksheets4kids.com
Surface Area = 120π in²

7)

Surface Area = 294 yd²Surface Area = 252π in²Surface Area = 900π ft²