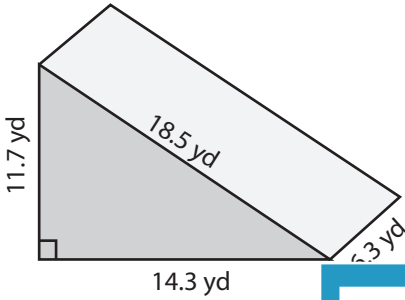


Surface Area: Prisms & Cylinders

L1DS1

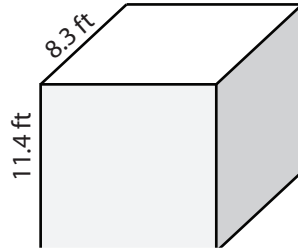
Find the surface area of each shape. Round the answer to nearest tenth. (use $\pi=3.14$)

1)



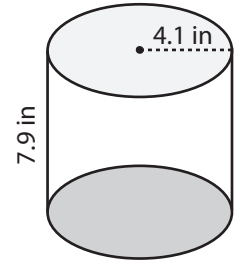
Surface Area = _____

2)



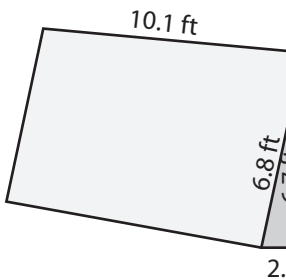
Surface Area = _____

3)



Surface Area = _____

4)



Surface Area = _____

PREVIEW

Access the largest collection of
worksheets for just **\$19.95** per year!

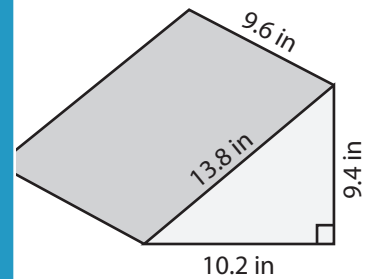
Members, please
log in to
download this
worksheet.

Log in

Not a member?
Please sign up to
gain complete
access.

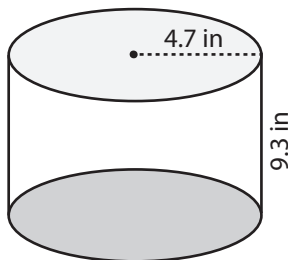
Sign up

www.mathworksheets4kids.com

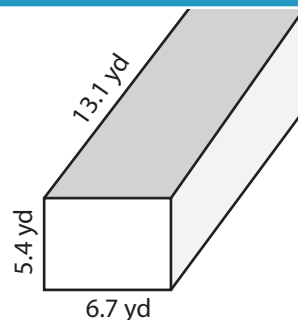


Surface Area = _____

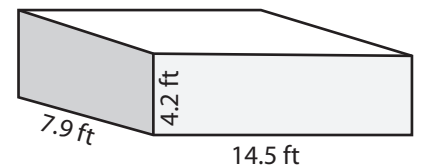
7)



Surface Area = _____



Surface Area = _____



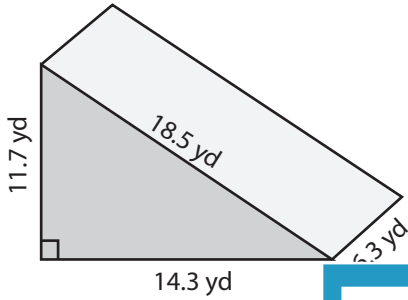
Surface Area = _____

Surface Area: Prisms & Cylinders

L1DS1

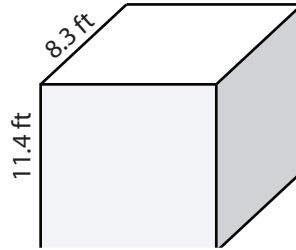
Find the surface area of each shape. Round the answer to nearest tenth. (use $\pi=3.14$)

1)



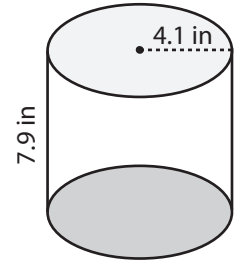
Surface Area = 447.7

2)

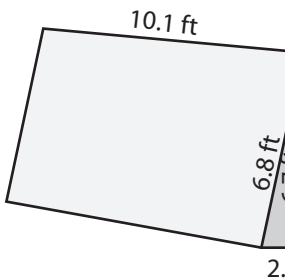


Surface Area = 309 in²

3)



4)



Surface Area = 182.7

PREVIEW

Access the largest collection of worksheets for just **\$19.95** per year!

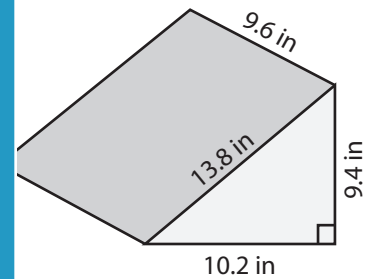
Members, please log in to download this worksheet.

Log in

Not a member? Please sign up to gain complete access.

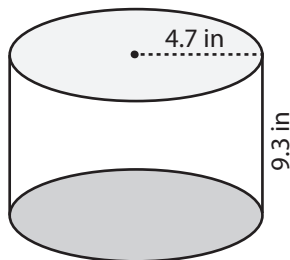
Sign up

www.mathworksheets4kids.com

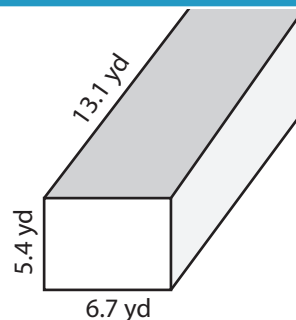


Surface Area = 416.5 in²

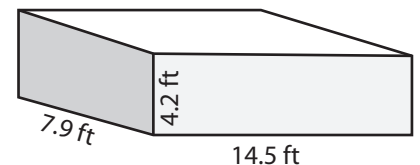
7)



Surface Area = 413.2 in²



Surface Area = 389.4 yd²



Surface Area = 417.3 ft²