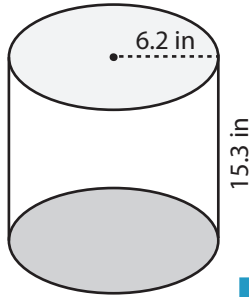


Surface Area: Prisms & Cylinders

L1DS2

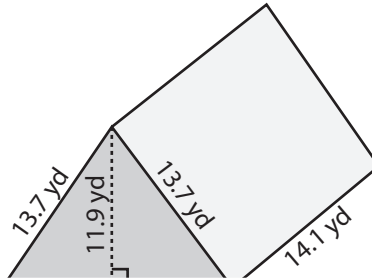
Find the surface area of each shape. Round the answer to nearest tenth. (use $\pi=3.14$)

1)



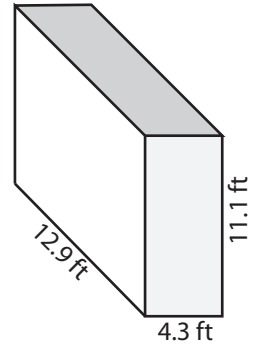
Surface Area = _____

2)

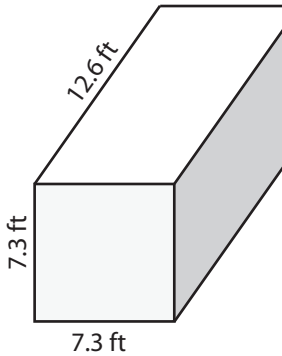


Surface Area = _____

3)



4)



Surface Area = _____

Access the largest collection of worksheets for just **\$19.95** per year!

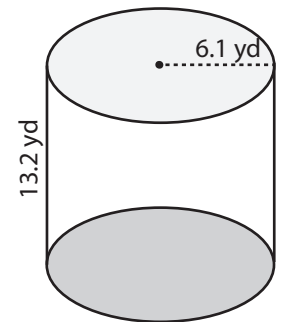
Members, please log in to download this worksheet.

Log in

Not a member? Please sign up to gain complete access.

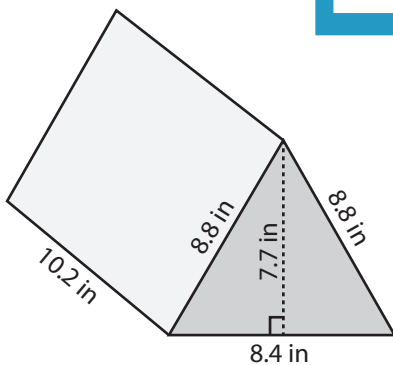
Sign up

www.mathworksheets4kids.com

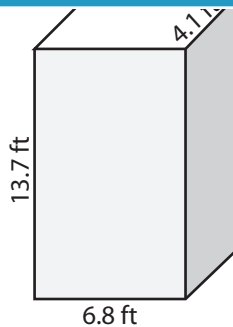


Surface Area = _____

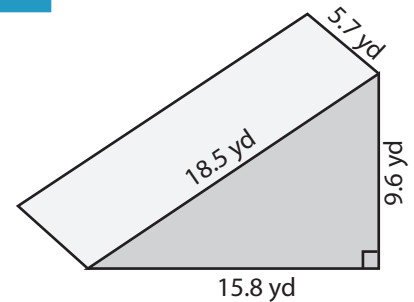
7)



Surface Area = _____



Surface Area = _____



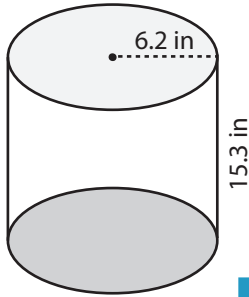
Surface Area = _____

Surface Area: Prisms & Cylinders

L1DS2

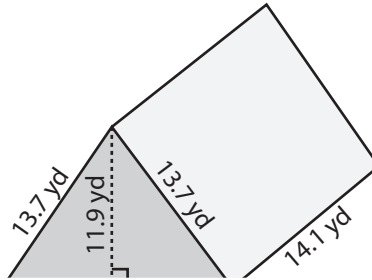
Find the surface area of each shape. Round the answer to nearest tenth. (use $\pi=3.14$)

1)



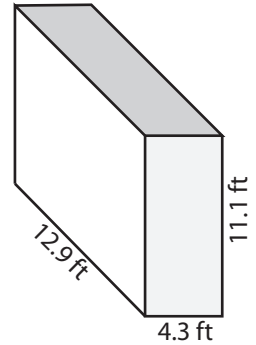
Surface Area = 837.1

2)

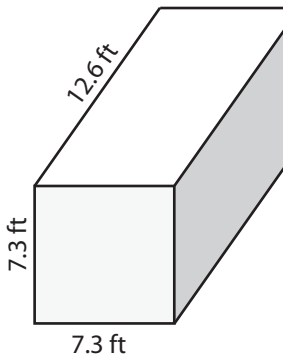


Surface Area = 492.8 ft²

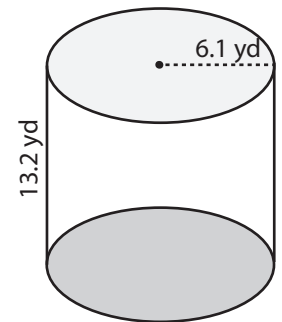
3)



4)

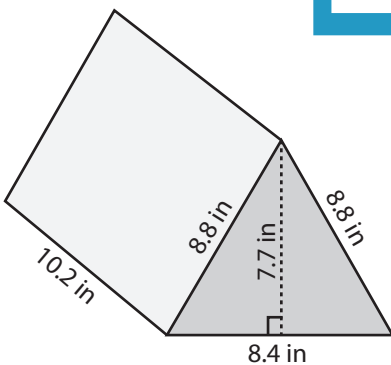


Surface Area = 474.5

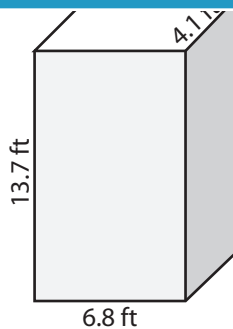


Surface Area = 739.3 yd²

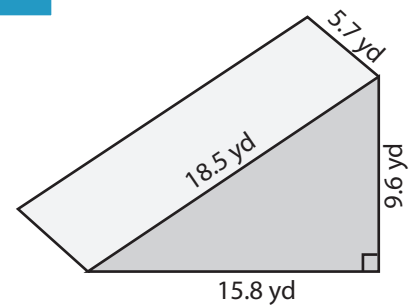
7)



Surface Area = 329.9 in²



Surface Area = 354.4 ft²



Surface Area = 401.9 yd²

PREVIEW

Access the largest collection of worksheets for just **\$19.95** per year!

Members, please log in to download this worksheet.

Log in

Not a member? Please sign up to gain complete access.

Sign up

www.mathworksheets4kids.com