

Name : _____

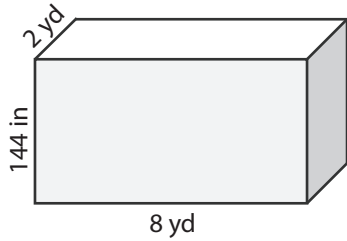
Score : _____

Surface Area - Rectangular Prism

CS2

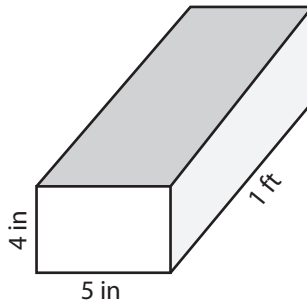
Find the surface area of each rectangular prism.

1)



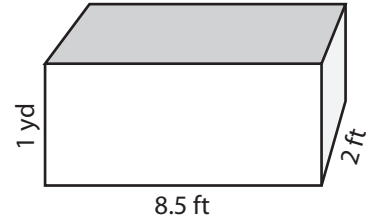
Surface Area = _____ yd²

2)



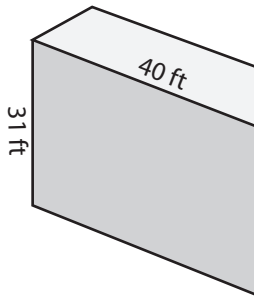
Surface Area = _____ in²

3)



Surface Area = _____ ft²

4)



Surface Area = _____

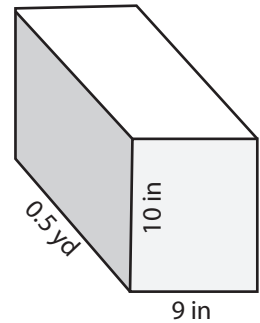
PREVIEW

Access the largest collection of
worksheets for just **\$19.95** per year!

Members, please
log in to
download this
worksheet.
Log in

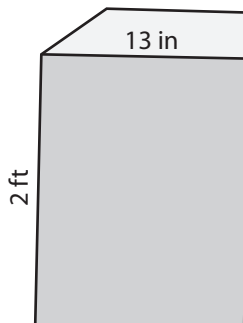
Not a member?
Please sign up to
gain complete
access.
Sign up

www.mathworksheets4kids.com



Surface Area = _____ in²

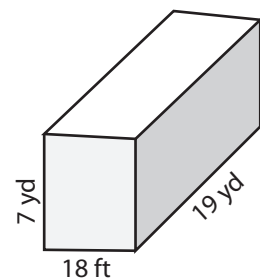
7)



Surface Area = _____ in²

Surface Area = _____ ft²

Surface Area = _____ yd²



10) A rectangular container is 0.25 yard long, 3 inches wide and 5 inches deep. Find the surface area of the container?

Surface Area = _____ in²

Name : _____

Answer key

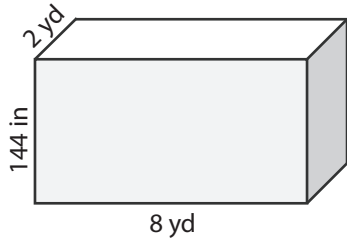
Score : _____

Surface Area - Rectangular Prism

CS2

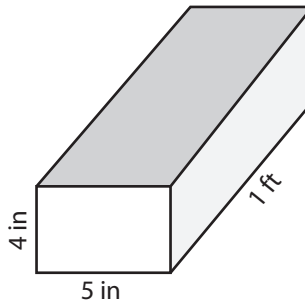
Find the surface area of each rectangular prism.

1)



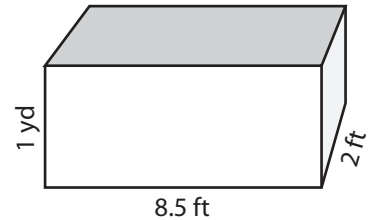
Surface Area = 112 yd²

2)



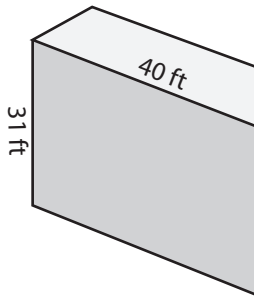
Surface Area = 256 in²

3)



Surface Area = 97 ft²

4)



Surface Area = 4610 ft²

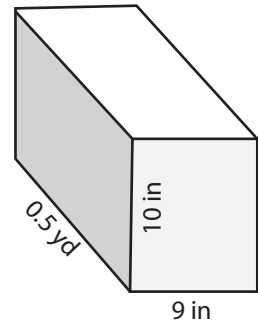
PREVIEW

Access the largest collection of worksheets for just **\$19.95** per year!

Members, please log in to download this worksheet.

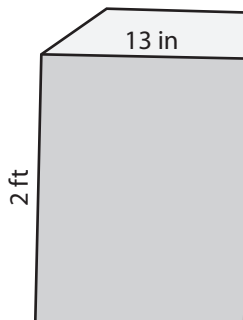
Log in

Not a member? Please sign up to gain complete access.

Sign upwww.mathworksheets4kids.com

Surface Area = 864 in²

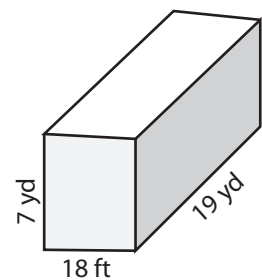
7)



Surface Area = 920 in²

Surface Area = 442 ft²

Surface Area = 578 yd²



10) A rectangular container is 0.25 yard long, 3 inches wide and 5 inches deep. Find the surface area of the container?

Surface Area = 174 in²