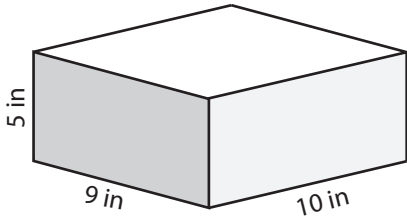


Surface Area - Rectangular Prism

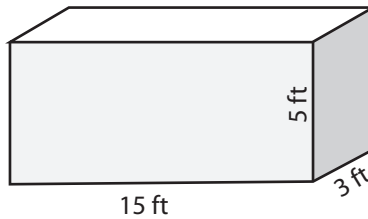
Find the surface area of each rectangular prism.

1)



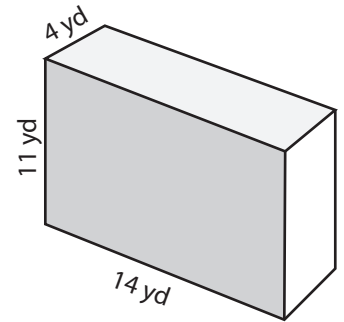
Surface Area = _____

2)



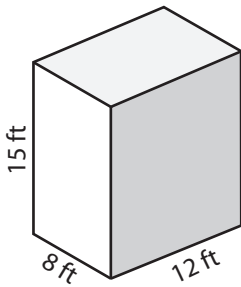
Surface Area = _____

3)

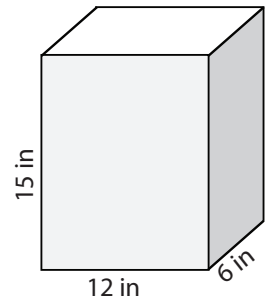


Surface Area = _____

4)

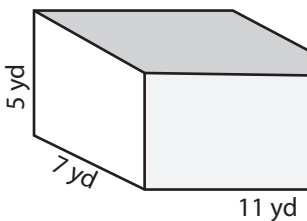


Surface Area = _____

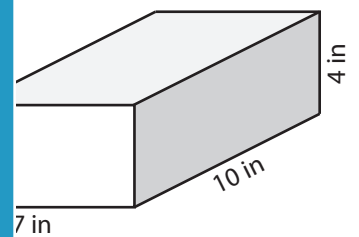


Surface Area = _____

7)



Surface Area = _____



Surface Area = _____

PREVIEW

Access the largest collection of
worksheets for just **\$19.95** per year!

Members, please
log in to
download this
worksheet.

Log in

Not a member?
Please sign up to
gain complete
access.

Sign up

www.mathworksheets4kids.com

10) A box in the shape of rectangular prism has a dimension of 30 feet x 27 feet x 28 feet. What is the surface area of the box?

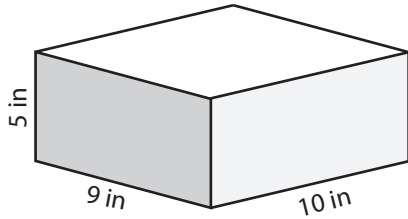
Surface Area = _____

Surface Area - Rectangular Prism

ES2

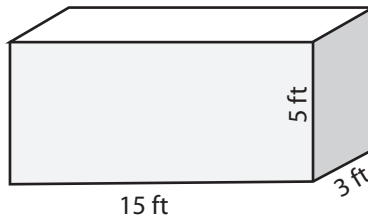
Find the surface area of each rectangular prism.

1)



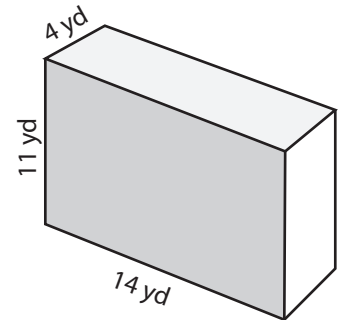
Surface Area = 370 in²

2)



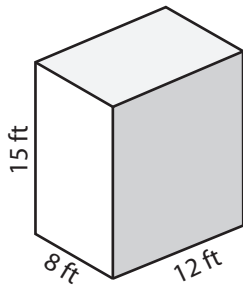
Surface Area = 270 ft²

3)



Surface Area = 508 yd²

4)



Surface Area = 792 ft²

PREVIEW

Access the largest collection of
worksheets for just **\$19.95** per year!

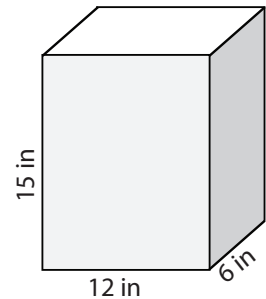
Members, please
log in to
download this
worksheet.

Log in

Not a member?
Please sign up to
gain complete
access.

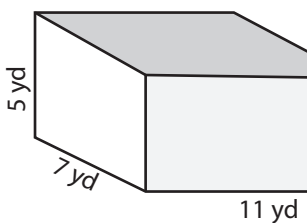
Sign up

www.mathworksheets4kids.com



Surface Area = 684 in²

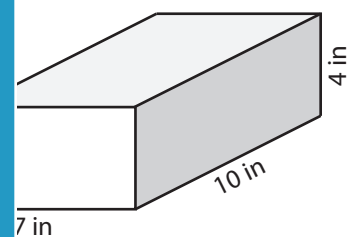
7)



Surface Area = 334 yd²

Surface Area = 190 ft²

Surface Area = 276 in²



10) A box in the shape of rectangular prism has a dimension of 30 feet x 27 feet x 28 feet. What is the surface area of the box?

Surface Area = 4812 ft²