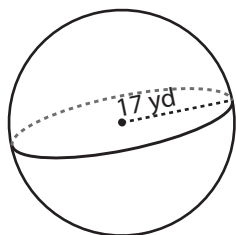


Surface Area - Sphere & Hemisphere

ES3

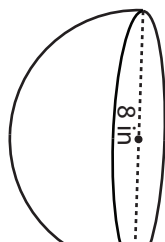
Find the exact surface area of each shape.

1)

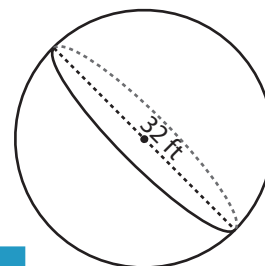


Surface Area = _____

2)

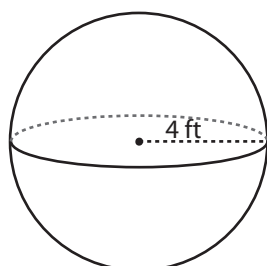


3)



face Area = _____

4)



Surface Area = _____

PREVIEW

Access the largest collection of
worksheets for just **\$19.95** per year!

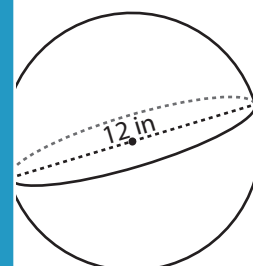
Members, please
log in to
download this
worksheet.

Log in

Not a member?
Please sign up to
gain complete
access.

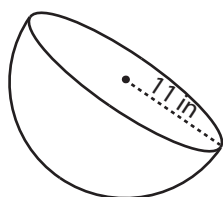
Sign up

www.mathworksheets4kids.com

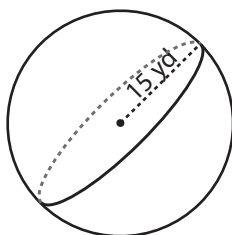


face Area = _____

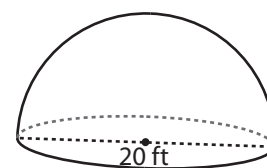
7)



Surface Area = _____



Surface Area = _____



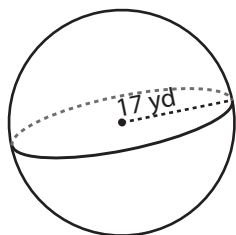
Surface Area = _____

Answer key**Surface Area - Sphere & Hemisphere**

ES3

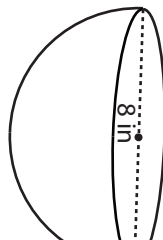
Find the exact surface area of each shape.

1)

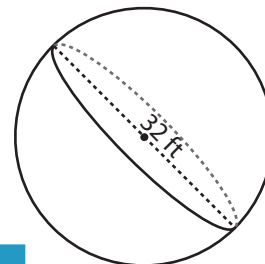


Surface Area = 1156π y

2)

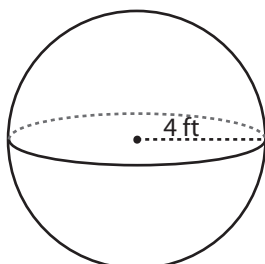


3)



face Area = 1024π ft²

4)



Surface Area = 64π ft²

PREVIEW

Access the largest collection of
worksheets for just **\$19.95** per year!

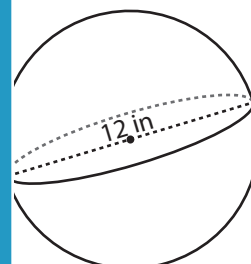
Members, please
log in to
download this
worksheet.

Log in

Not a member?
Please sign up to
gain complete
access.

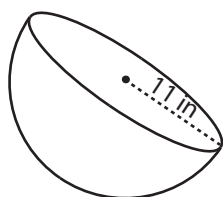
Sign up

www.mathworksheets4kids.com

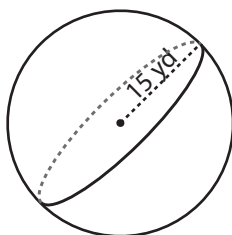


face Area = 144π in²

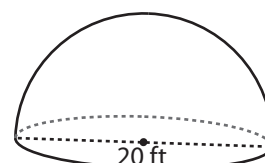
7)



Surface Area = 363π in²



Surface Area = 900π yd²



Surface Area = 300π ft²