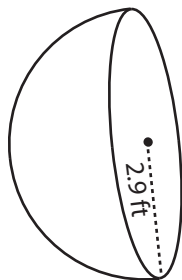


Surface Area - Sphere & Hemisphere

DS3

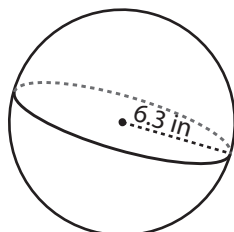
Find the surface area of each shape. Round the answer to two decimal places. (use $\pi = 3.14$)

1)



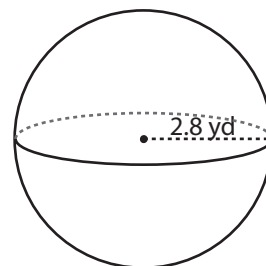
Surface Area = _____

2)

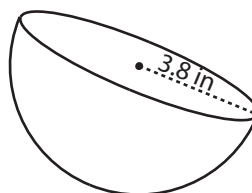


face Area = _____

3)



4)



Surface Area = _____

PREVIEW

Access the largest collection of
worksheets for just **\$19.95** per year!

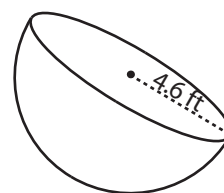
Members, please
log in to
download this
worksheet.

Log in

Not a member?
Please sign up to
gain complete
access.

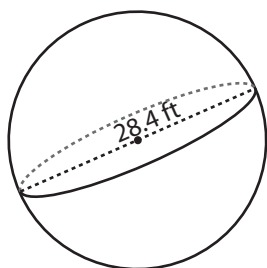
Sign up

www.mathworksheets4kids.com

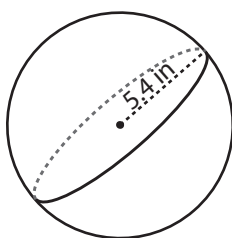


face Area = _____

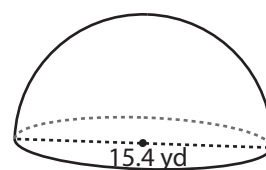
7)



Surface Area = _____



Surface Area = _____



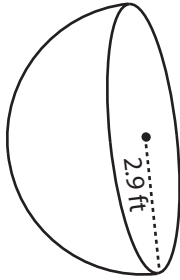
Surface Area = _____

Answer key**Surface Area - Sphere & Hemisphere**

DS3

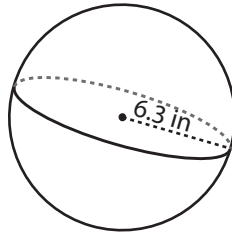
Find the surface area of each shape. Round the answer to two decimal places. (use $\pi = 3.14$)

1)



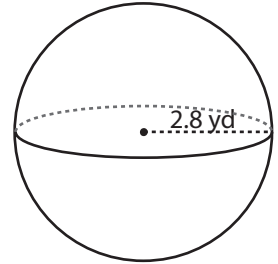
Surface Area = 79.22 ft²

2)

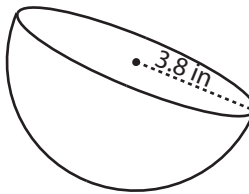


Surface Area = 98.47 yd²

3)



4)



Surface Area = 136.02 in²

PREVIEW

Access the largest collection of
worksheets for just **\$19.95** per year!

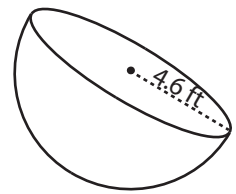
Members, please
log in to
download this
worksheet.

Log in

Not a member?
Please sign up to
gain complete
access.

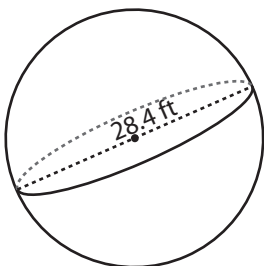
Sign up

www.mathworksheets4kids.com

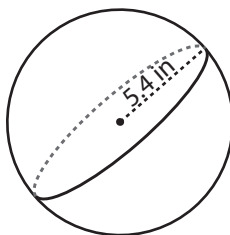


Surface Area = 199.33 ft²

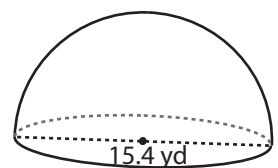
7)



Surface Area = 2532.6 ft²



Surface Area = 366.25 in²



Surface Area = 558.51 yd²