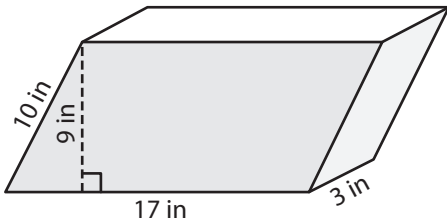


Name : _____

Surface Area of Prisms & Cylinders

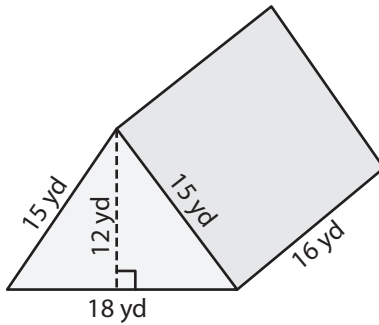
Find the surface area of each shape. (use $\pi = 3.14$)

1)



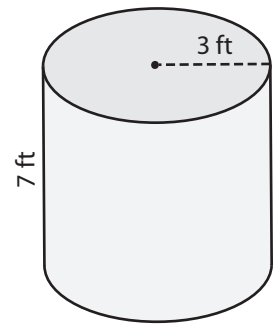
Surface Area = _____

2)

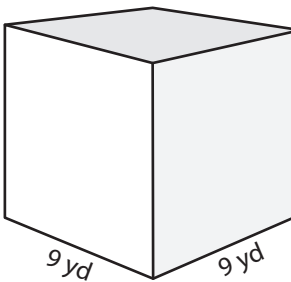


Surface Area = _____

3)



4)



Surface Area = _____

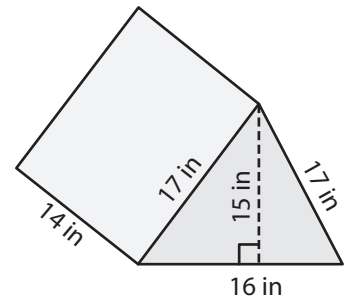
PREVIEW

Gain complete access to the largest collection of worksheets in all subjects!

Members, please log in to download this worksheet.

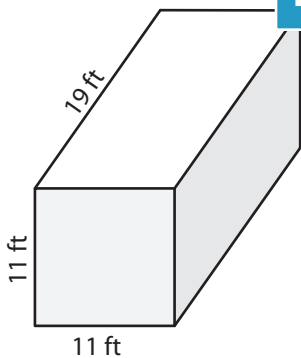
Not a member? Please sign up to gain complete access.

www.mathworksheets4kids.com

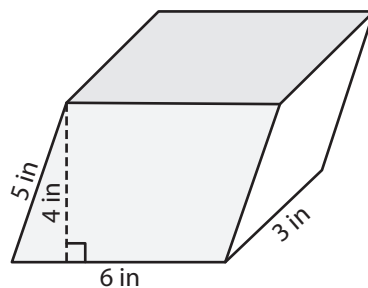


Surface Area = _____

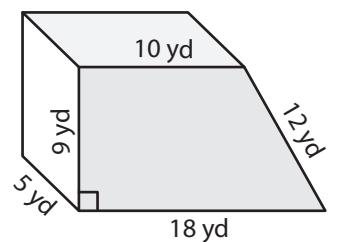
7)



Surface Area = _____



Surface Area = _____



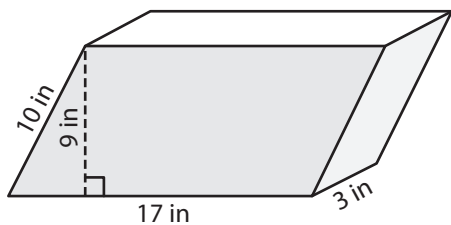
Surface Area = _____

Name : _____

Surface Area of Prisms & Cylinders

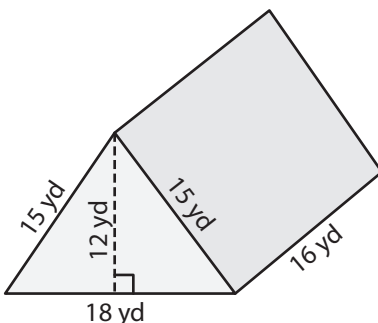
Find the surface area of each shape. (use $\pi = 3.14$)

1)



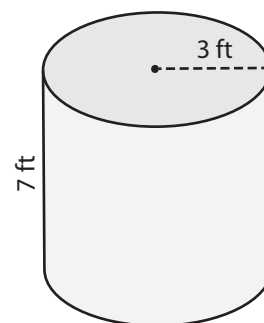
Surface Area = 468 in²

2)

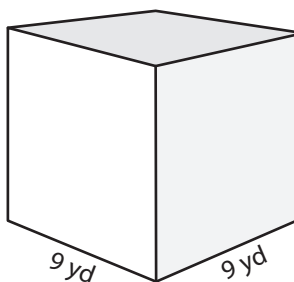


Surface Area = 188.4 ft²

3)



4)



Surface Area = 486 yd²

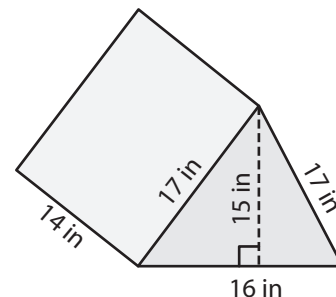
PREVIEW

Gain complete access to the largest collection of worksheets in all subjects!

Members, please log in to download this worksheet.

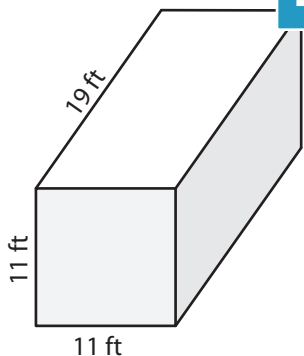
Not a member? Please sign up to gain complete access.

www.mathworksheets4kids.com

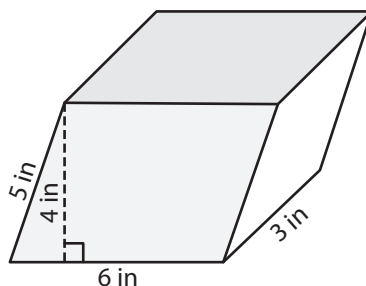


Surface Area = 940 in²

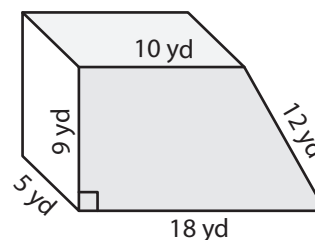
7)



Surface Area = 1,078 ft²



Surface Area = 114 in²



Surface Area = 497 yd²