

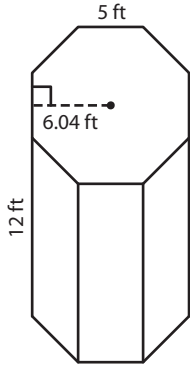
Name : _____

Surface Area of Polygonal Prisms

Sheet 1

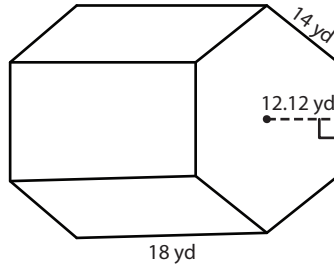
Find the surface area of each regular polygonal prism.

1)



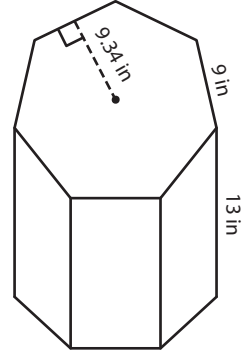
Surface Area = _____

2)



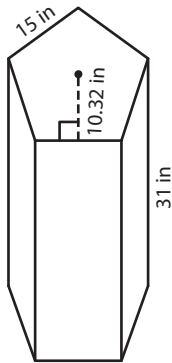
Surface Area = _____

3)



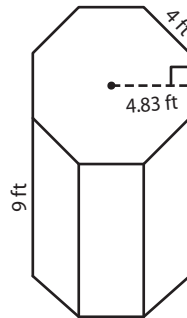
Surface Area = _____

4)



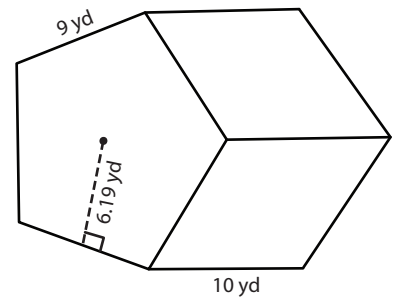
Surface Area = _____

5)



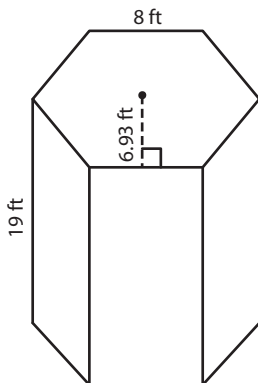
Surface Area = _____

6)



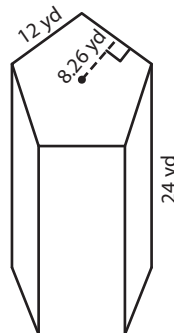
Surface Area = _____

7)



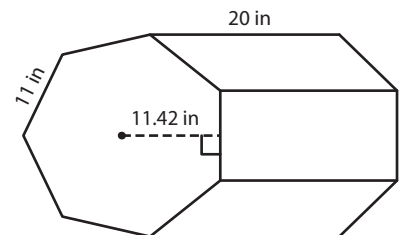
Surface Area = _____

8)



Surface Area = _____

9)



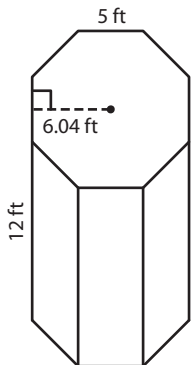
Surface Area = _____

Name : _____

Surface Area of Polygonal Prisms

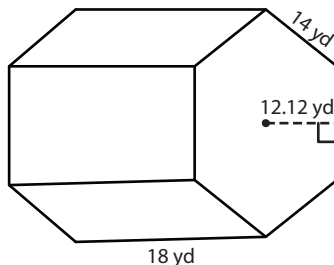
Find the surface area of each regular polygonal prism.

1)



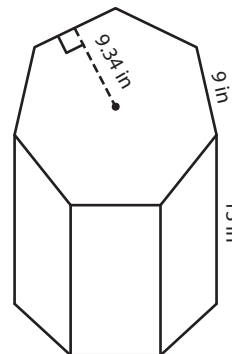
Surface Area = 721.6 ft²

2)



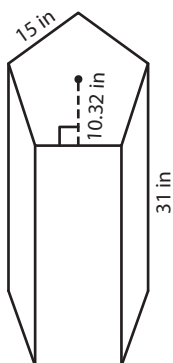
Surface Area = 2,530.08 yd²

3)



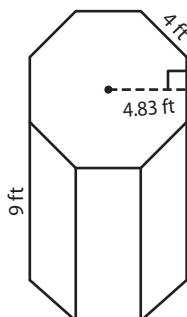
Surface Area = 1,407.42 in²

4)



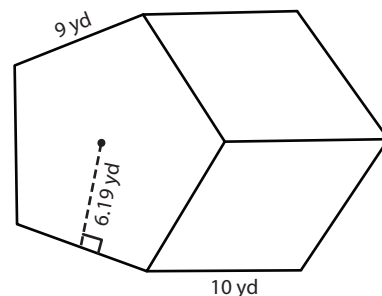
Surface Area = 3,099 in²

5)



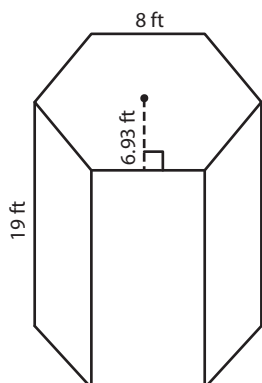
Surface Area = 442.56 ft²

6)



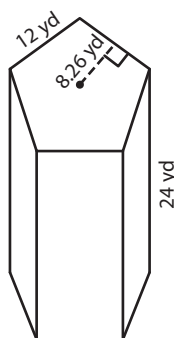
Surface Area = 728.55 yd²

7)



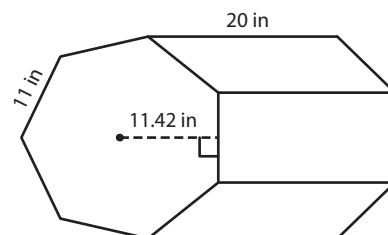
Surface Area = 1,244.64 ft²

8)



Surface Area = 1,935.6 yd²

9)



Surface Area = 2,419.34 in²