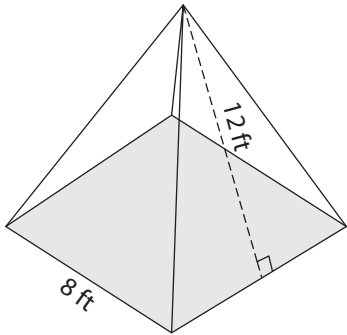


Surface Area of Square Pyramids

Example:



$$\text{Surface area} = \text{base area} + \frac{1}{2} \times \text{perimeter} \times \text{slant height}$$

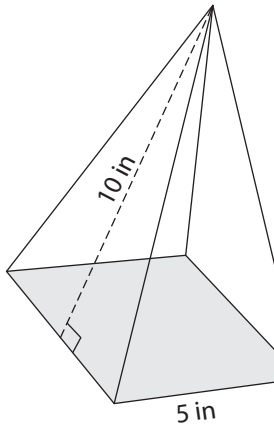
$$\text{Base area} = \text{side} \times \text{side} = 8 \times 8 = 64 \text{ ft}^2$$

$$\text{Perimeter} = 4 \times \text{side} = 4 \times 8 = 32 \text{ ft}$$

$$\begin{aligned} \text{Surface area} &= 64 + \frac{1}{2} \times 32 \times 12 \\ &= \mathbf{256 \text{ ft}^2} \end{aligned}$$

Find the surface area

1)



Surface Area = _____

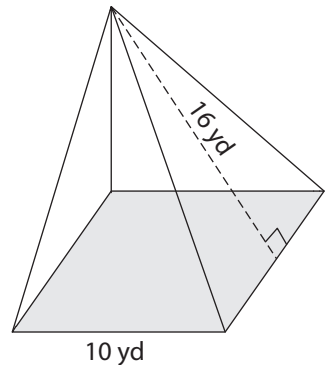
PREVIEW

Gain complete access to the largest collection of worksheets in all subjects!

Members, please log in to download this worksheet.

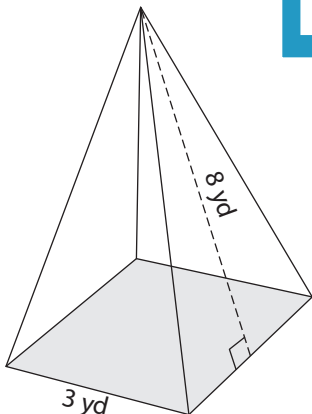
Not a member? Please sign up to gain complete access.

www.mathworksheets4kids.com

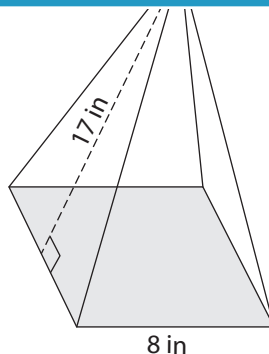


Surface Area = _____

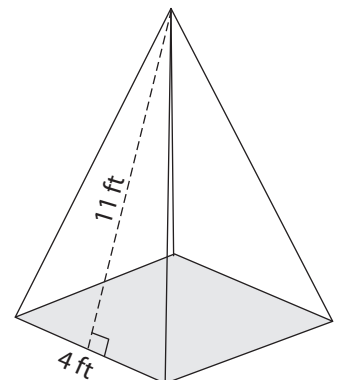
4)



Surface Area = _____



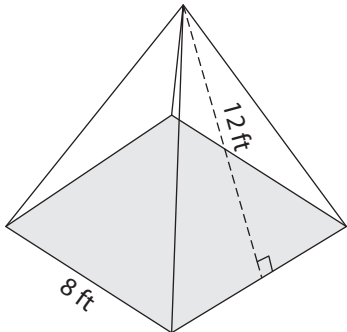
Surface Area = _____



Surface Area = _____

Surface Area of Square Pyramids

Example:



$$\text{Surface area} = \text{base area} + \frac{1}{2} \times \text{perimeter} \times \text{slant height}$$

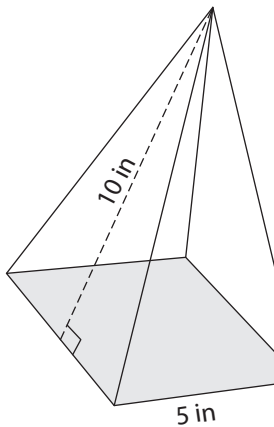
$$\text{Base area} = \text{side} \times \text{side} = 8 \times 8 = 64 \text{ ft}^2$$

$$\text{Perimeter} = 4 \times \text{side} = 4 \times 8 = 32 \text{ ft}$$

$$\begin{aligned} \text{Surface area} &= 64 + \frac{1}{2} \times 32 \times 12 \\ &= \mathbf{256 \text{ ft}^2} \end{aligned}$$

Find the surface area

1)



Surface Area = 125 in²

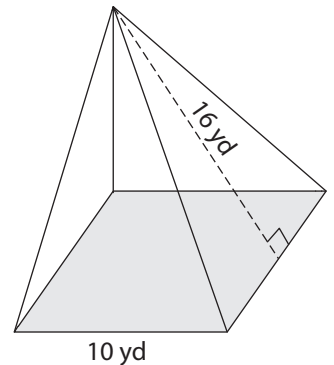
PREVIEW

Gain complete access to the largest collection of worksheets in all subjects!

Members, please log in to download this worksheet.

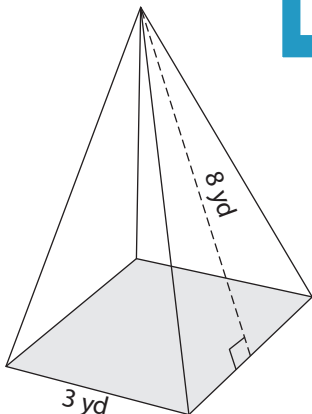
Not a member? Please sign up to gain complete access.

www.mathworksheets4kids.com

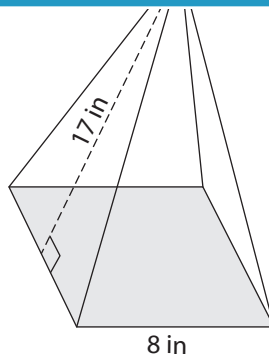


Surface Area = 420 yd²

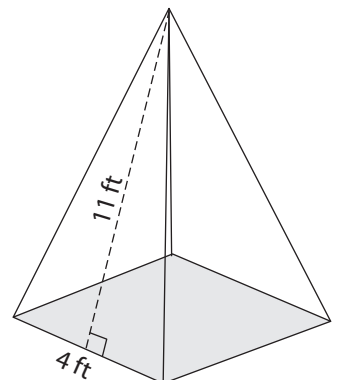
4)



Surface Area = 57 yd²



Surface Area = 336 in²



Surface Area = 104 ft²