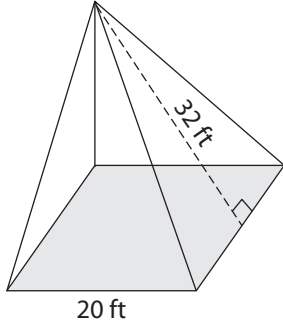


Surface Area of Square Pyramids

Example:



$$\text{Surface area} = \text{base area} + \frac{1}{2} \times \text{perimeter} \times \text{slant height}$$

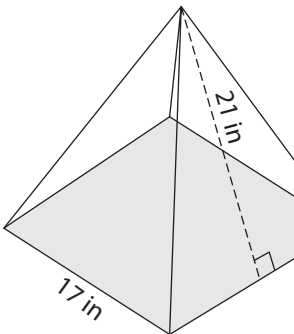
$$\text{Base area} = \text{side} \times \text{side} = 20 \times 20 = 400 \text{ ft}^2$$

$$\text{Perimeter} = 4 \times \text{side} = 4 \times 20 = 80 \text{ ft}$$

$$\begin{aligned} \text{Surface area} &= 400 + \frac{1}{2} \times 80 \times 32 \\ &= \mathbf{1,680 \text{ ft}^2} \end{aligned}$$

Find the surface area

1)



Surface Area = _____

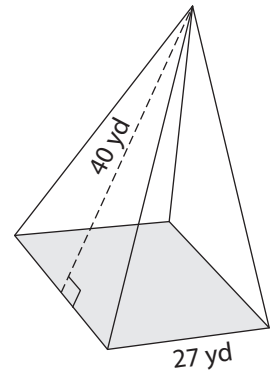
PREVIEW

Gain complete access to the largest collection of worksheets in all subjects!

Members, please log in to download this worksheet.

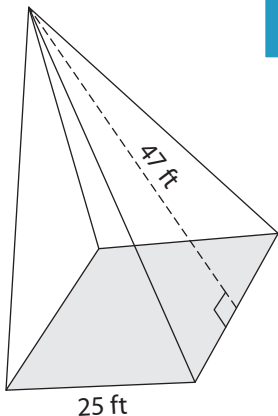
Not a member? Please sign up to gain complete access.

www.mathworksheets4kids.com

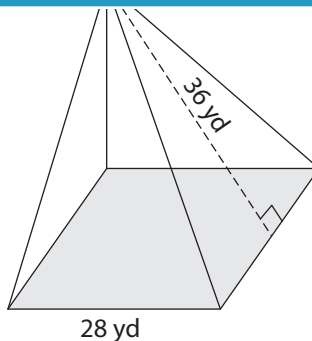


Surface Area = _____

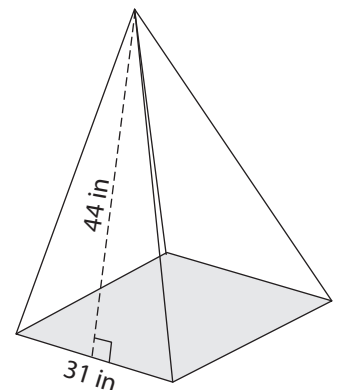
4)



Surface Area = _____



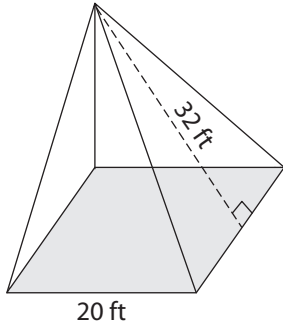
Surface Area = _____



Surface Area = _____

Surface Area of Square Pyramids

Example:



$$\text{Surface area} = \text{base area} + \frac{1}{2} \times \text{perimeter} \times \text{slant height}$$

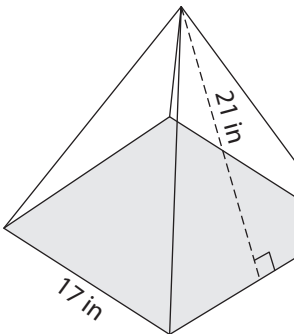
$$\text{Base area} = \text{side} \times \text{side} = 20 \times 20 = 400 \text{ ft}^2$$

$$\text{Perimeter} = 4 \times \text{side} = 4 \times 20 = 80 \text{ ft}$$

$$\begin{aligned} \text{Surface area} &= 400 + \frac{1}{2} \times 80 \times 32 \\ &= \mathbf{1,680 \text{ ft}^2} \end{aligned}$$

Find the surface area

1)



Surface Area = 1,003

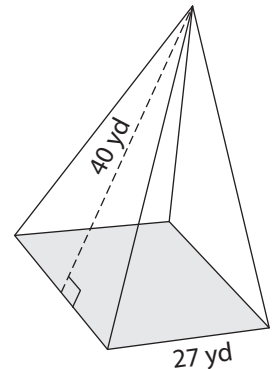
PREVIEW

Gain complete access to the largest collection of worksheets in all subjects!

Members, please log in to download this worksheet.

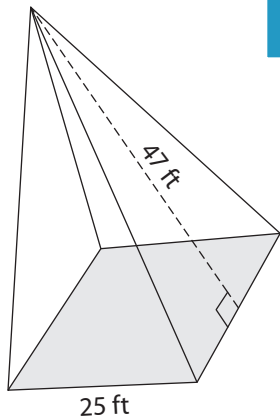
Not a member? Please sign up to gain complete access.

www.mathworksheets4kids.com

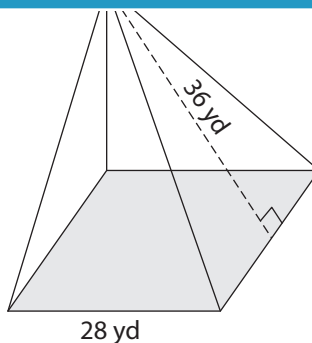


Surface Area = 2,889 yd²

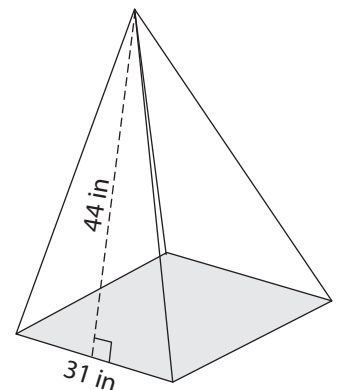
4)



Surface Area = 2,975 ft²



Surface Area = 2,800 yd²



Surface Area = 3,689 in²