

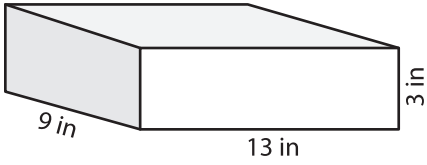
Name : \_\_\_\_\_

Integers: ES1

## Surface Area - Rectangular Prism

Find the surface area of each rectangular prism.

1)



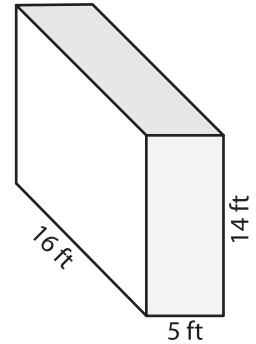
Surface Area = \_\_\_\_\_

2)



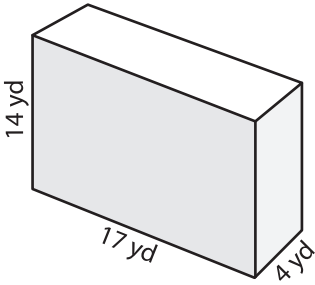
Surface Area = \_\_\_\_\_

3)



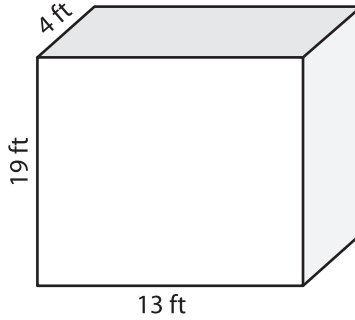
Surface Area = \_\_\_\_\_

4)



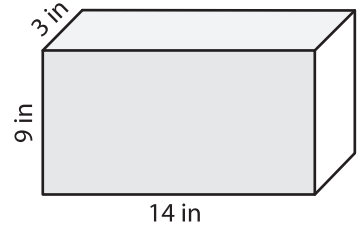
Surface Area = \_\_\_\_\_

5)



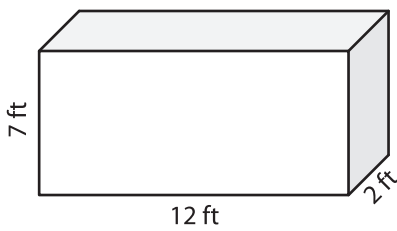
Surface Area = \_\_\_\_\_

6)



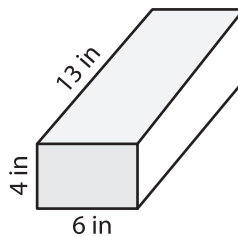
Surface Area = \_\_\_\_\_

7)



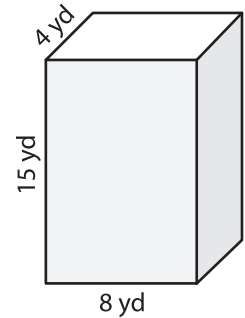
Surface Area = \_\_\_\_\_

8)



Surface Area = \_\_\_\_\_

9)



Surface Area = \_\_\_\_\_

- 10) A rectangular-shaped box has the following dimensions: 12 yards, 8 yards, and 18 yards. What is the surface area of the box?

Surface Area = \_\_\_\_\_