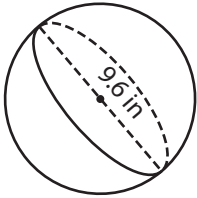


Name : _____

Surface Area - Sphere & Hemisphere

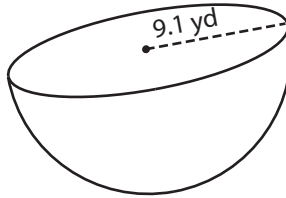
Find the surface area of each sphere and hemisphere. Round your answer to two decimal places. (use $\pi = 3.14$)

1)



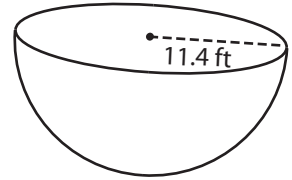
Surface Area = _____

2)

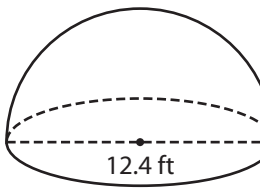


Surface Area = _____

3)



4)



Surface Area = _____

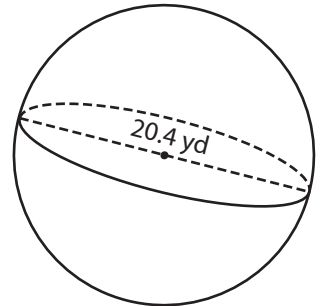
PREVIEW

Gain complete access to the largest collection of worksheets in all subjects!

Members, please log in to download this worksheet.

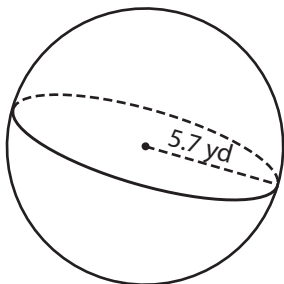
Not a member? Please sign up to gain complete access.

www.mathworksheets4kids.com

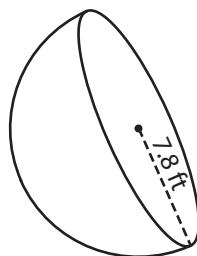


Surface Area = _____

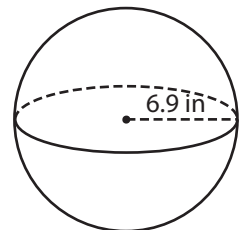
7)



Surface Area = _____



Surface Area = _____



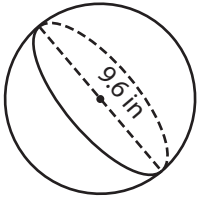
Surface Area = _____

Name : _____

Surface Area - Sphere & Hemisphere

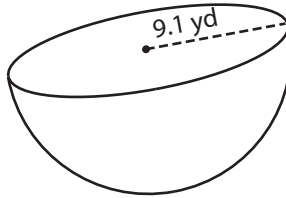
Find the surface area of each sphere and hemisphere. Round your answer to two decimal places. (use $\pi = 3.14$)

1)



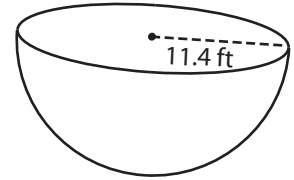
Surface Area = 289.38

2)

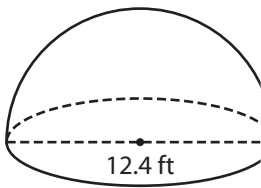


Surface Area = 1,224.22 ft²

3)



4)



Surface Area = 362.1

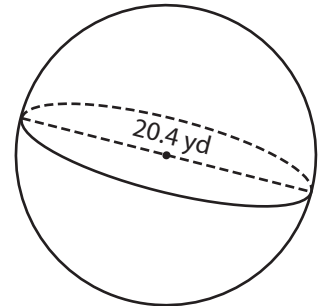
PREVIEW

Gain complete access to the largest collection of worksheets in all subjects!

Members, please log in to download this worksheet.

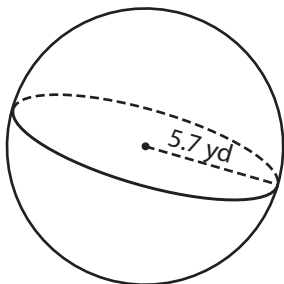
Not a member? Please sign up to gain complete access.

www.mathworksheets4kids.com

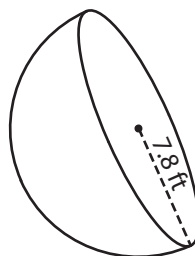


Surface Area = 1,306.74 yd²

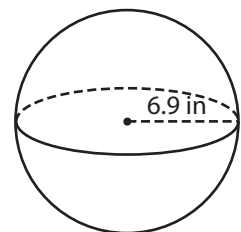
7)



Surface Area = 408.07 yd²



Surface Area = 573.11 ft²



Surface Area = 597.98 in²