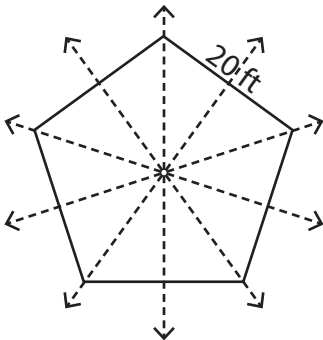


**Perimeter of Symmetric Shapes**

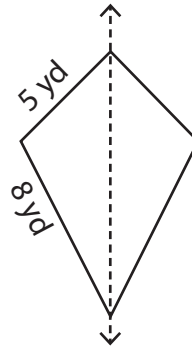
Find the perimeter of each symmetrical shape by using the given information.

1)



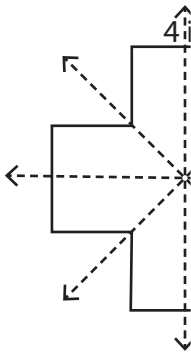
Perimeter: \_\_\_\_\_

2)

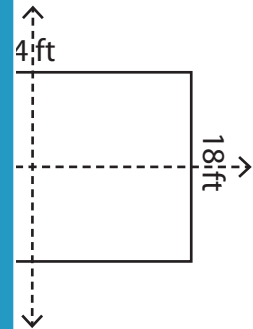


Perimeter: \_\_\_\_\_

3)



Perimeter: \_\_\_\_\_



Perimeter: \_\_\_\_\_

**PREVIEW**

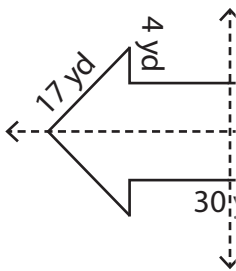
Gain complete access to the largest collection of worksheets in all subjects!

Members, please log in to download this worksheet.

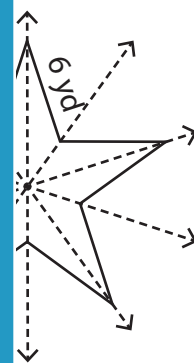
Not a member? Please sign up to gain complete access.

[www.mathworksheets4kids.com](http://www.mathworksheets4kids.com)

5)

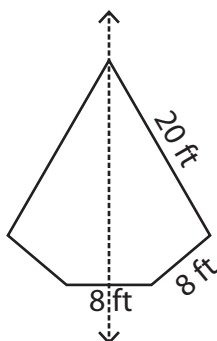


Perimeter: \_\_\_\_\_



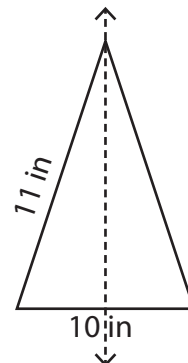
Perimeter: \_\_\_\_\_

7)



Perimeter: \_\_\_\_\_

8)

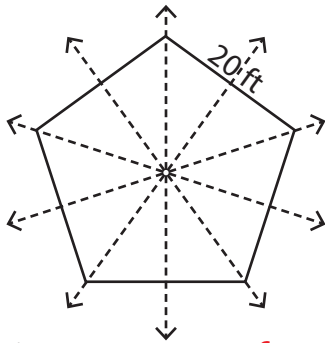


Perimeter: \_\_\_\_\_

**Perimeter of Symmetric Shapes**

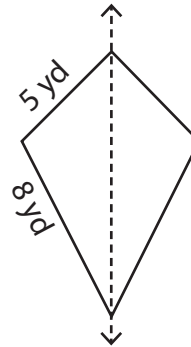
Find the perimeter of each symmetrical shape by using the given information.

1)



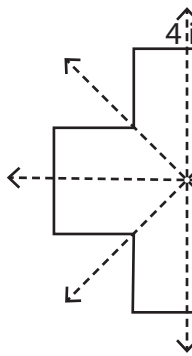
Perimeter: 100 ft

2)



Perimeter: 26 yd

3)



Perimeter: \_\_\_\_\_

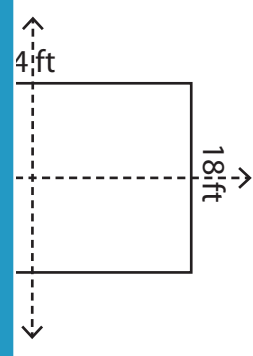
# PREVIEW

Gain complete access to the largest collection of worksheets in all subjects!

Members, please log in to download this worksheet.

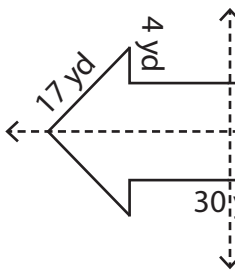
Not a member? Please sign up to gain complete access.

www.mathworksheets4kids.com

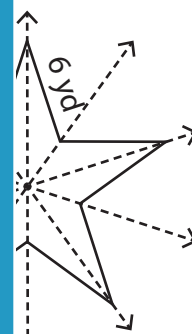


84 ft

5)

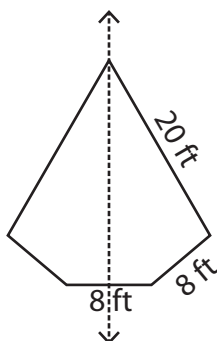


Perimeter: \_\_\_\_\_



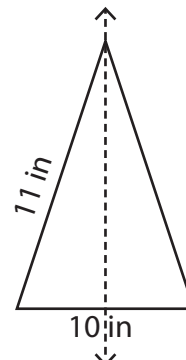
60 yd

7)



Perimeter: 64 ft

8)



Perimeter: 32 in