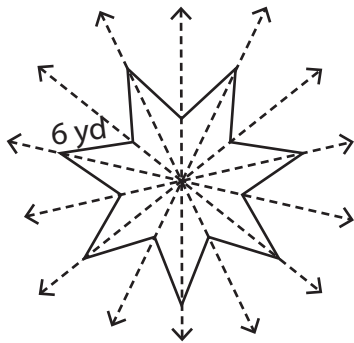


**Perimeter of Symmetric Shapes**

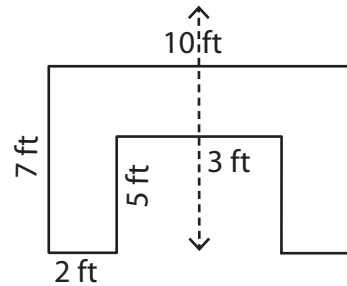
Find the perimeter of each symmetrical shape by using the given information.

1)



Perimeter: \_\_\_\_\_

2)

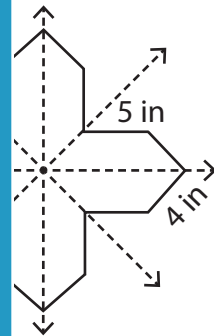


Perimeter: \_\_\_\_\_

3)

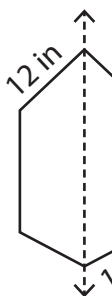


Perimeter: \_\_\_\_\_

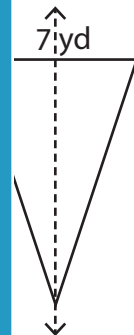


Perimeter: \_\_\_\_\_

5)

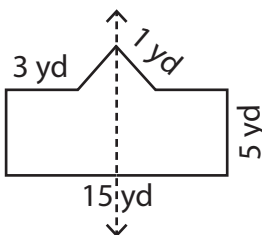


Perimeter: \_\_\_\_\_



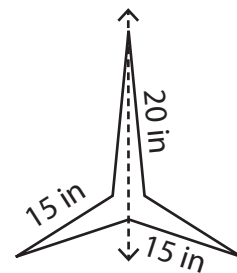
Perimeter: \_\_\_\_\_

7)



Perimeter: \_\_\_\_\_

8)



Perimeter: \_\_\_\_\_

**PREVIEW**

Gain complete access to the largest collection of worksheets in all subjects!

Members, please log in to download this worksheet.

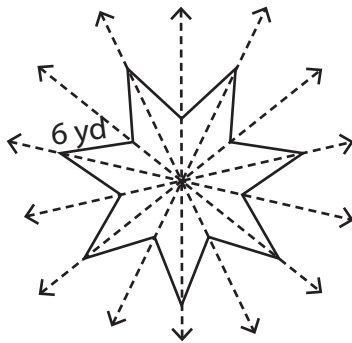
Not a member? Please sign up to gain complete access.

[www.mathworksheets4kids.com](http://www.mathworksheets4kids.com)

**Perimeter of Symmetric Shapes**

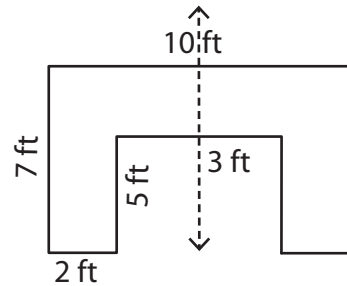
Find the perimeter of each symmetrical shape by using the given information.

1)



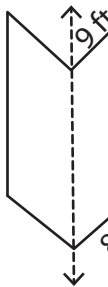
Perimeter: 84 yd

2)

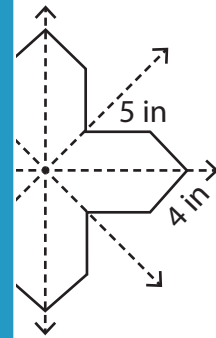


Perimeter: 44 ft

3)

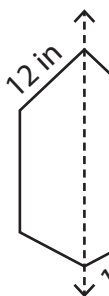


Perimeter: \_\_\_\_\_

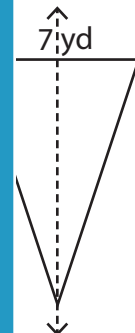


Perimeter: 72 in

5)

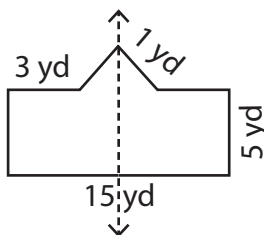


Perimeter: \_\_\_\_\_



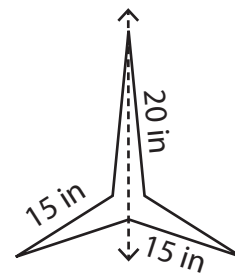
Perimeter: 33 yd

7)



Perimeter: 33 yd

8)



Perimeter: 100 in

**PREVIEW**

Gain complete access to the largest collection of worksheets in all subjects!

Members, please log in to download this worksheet.

Not a member? Please sign up to gain complete access.

[www.mathworksheets4kids.com](http://www.mathworksheets4kids.com)