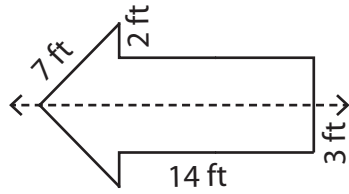


**Perimeter of Symmetric Shapes**

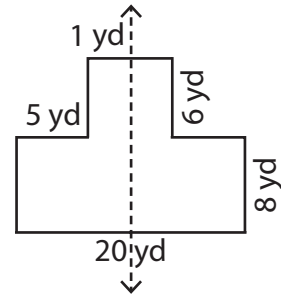
Find the perimeter of each symmetrical shape by using the given information.

1)



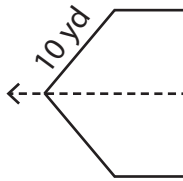
Perimeter: \_\_\_\_\_

2)

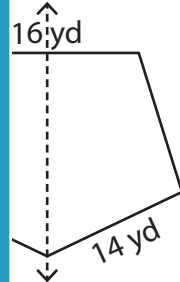
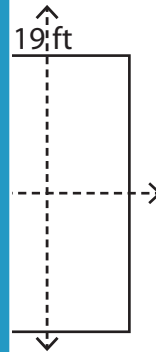


Perimeter: \_\_\_\_\_

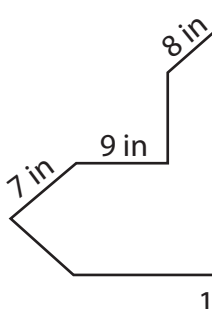
3)



Perimeter: \_\_\_\_\_



5)



Perimeter: \_\_\_\_\_

**PREVIEW**

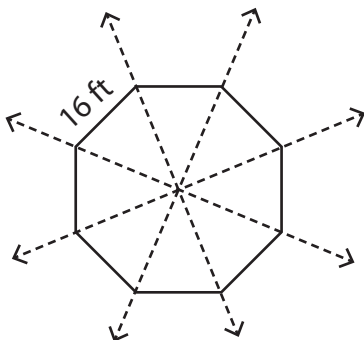
Gain complete access to the largest collection of worksheets in all subjects!

Members, please log in to download this worksheet.

Not a member? Please sign up to gain complete access.

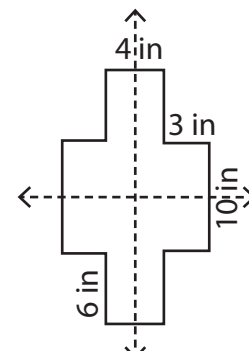
[www.mathworksheets4kids.com](http://www.mathworksheets4kids.com)

7)



Perimeter: \_\_\_\_\_

8)

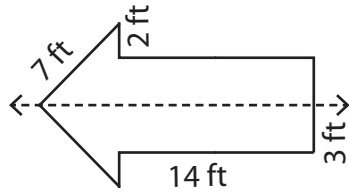


Perimeter: \_\_\_\_\_

**Perimeter of Symmetric Shapes**

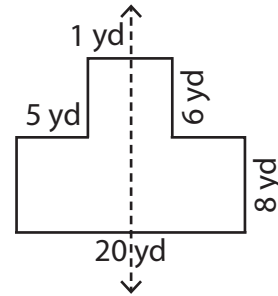
Find the perimeter of each symmetrical shape by using the given information.

1)



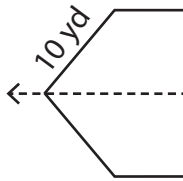
Perimeter: 52 ft

2)



Perimeter: 60 yd

3)



Perimeter: \_\_\_\_\_

**PREVIEW**

Gain complete access to the largest collection of worksheets in all subjects!

Members, please log in to download this worksheet.

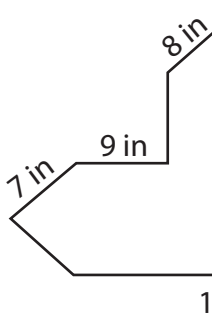
Not a member? Please sign up to gain complete access.

[www.mathworksheets4kids.com](http://www.mathworksheets4kids.com)

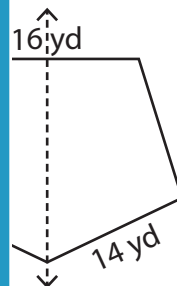


84 ft

5)

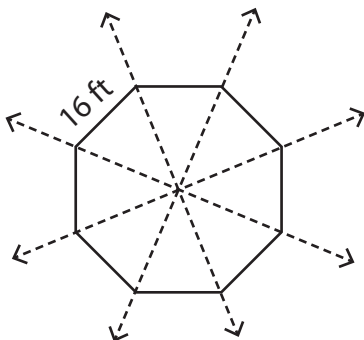


Perimeter: \_\_\_\_\_



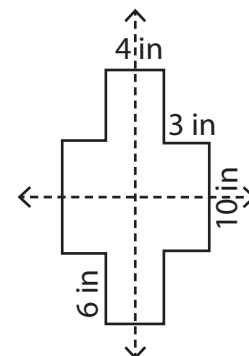
80 yd

7)



Perimeter: 128 ft

8)



Perimeter: 64 in