

Name : \_\_\_\_\_

Score : \_\_\_\_\_

## Cut-Paste Activity

Sheet 3

Cut out the shapes from the bottom and glue them under suitable categories.

**Symmetric Shapes**

**Asymmetric Shapes**



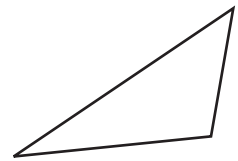
# PREVIEW

Gain complete access to the largest  
collection of worksheets in all subjects!

Members, please  
log in to  
download this  
worksheet.

Not a member?  
Please sign up to  
gain complete  
access.

[www.mathworksheets4kids.com](http://www.mathworksheets4kids.com)



Name : \_\_\_\_\_


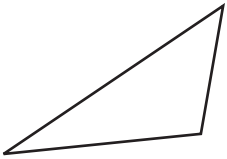


Score : \_\_\_\_\_

## Answer key

### Cut-Paste Activity

Sheet 3

Cut out the shapes from the bottom and glue them under suitable categories.

Symmetric Shapes	Asymmetric Shapes
	
	

# PREVIEW

Gain complete access to the largest collection of worksheets in all subjects!

Members, please log in to download this worksheet.

Not a member? Please sign up to gain complete access.

[www.mathworksheets4kids.com](http://www.mathworksheets4kids.com)