

Cut-Paste Activity

Cut out the shapes from the bottom and glue them under suitable categories.

Symmetric Shapes

Asymmetric Shapes

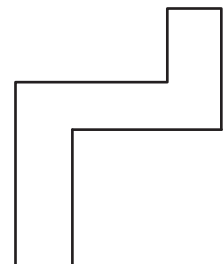
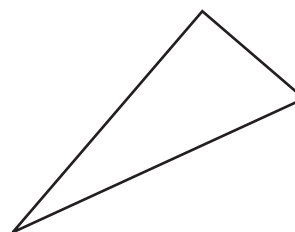
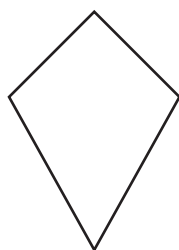


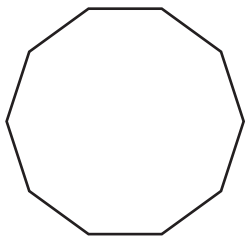
PREVIEW

Gain complete access to the largest collection of worksheets in all subjects!

Members, please log in to download this worksheet.

Not a member? Please sign up to gain complete access.

www.mathworksheets4kids.com



Name : _____

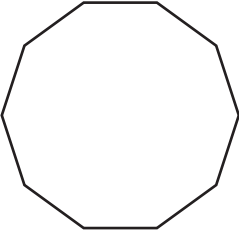


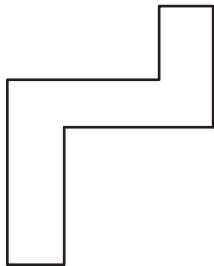
Score : _____

Answer key

Cut-Paste Activity

Sheet 5

Cut out the shapes from the bottom and glue them under suitable categories.

Symmetric Shapes	Asymmetric Shapes
	
	

PREVIEW

Gain complete access to the largest collection of worksheets in all subjects!

Members, please log in to download this worksheet.

Not a member? Please sign up to gain complete access.

www.mathworksheets4kids.com