




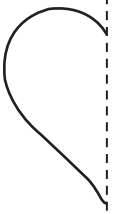

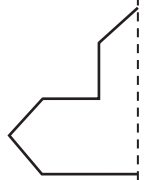

Name : _____

Score : _____




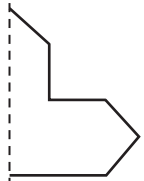




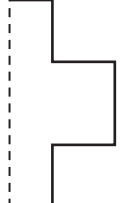
Cut-Paste Activity

Sheet 2

One half of the symmetric shapes are given. Cut the other half of the shapes given at the bottom of the page and paste it to complete the shapes.

		
	PREVIEW Gain complete access to the largest collection of worksheets in all subjects! Members, please log in to download this worksheet. Not a member? Please sign up to gain complete access. www.mathworksheets4kids.com	
		



								
---	---	---	---	---	--	---	---	---

Name : _____

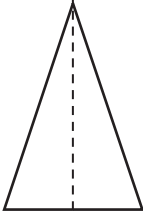
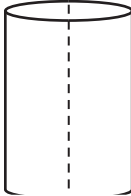
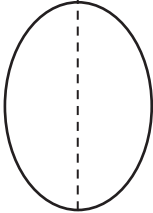
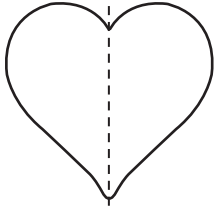
Score : _____

Answer key

Cut-Paste Activity

Sheet 2

One half of the symmetric shapes are given. Cut the other half of the shapes given at the bottom of the page and paste it to complete the shapes.

		
	<p>PREVIEW</p> <p>Gain complete access to the largest collection of worksheets in all subjects!</p> <p>Members, please log in to download this worksheet.</p> <p>Not a member? Please sign up to gain complete access.</p> <p>www.mathworksheets4kids.com</p>	