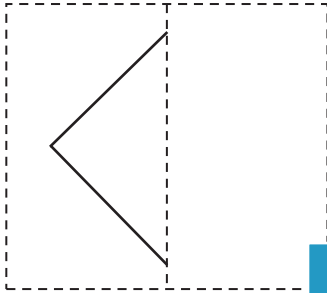
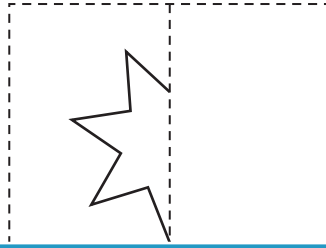
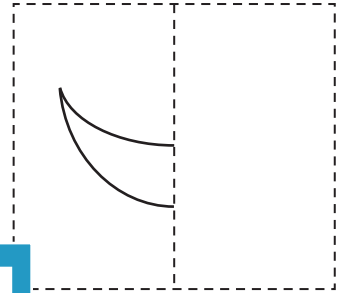
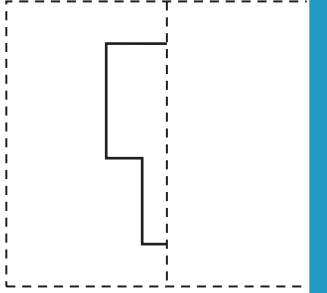
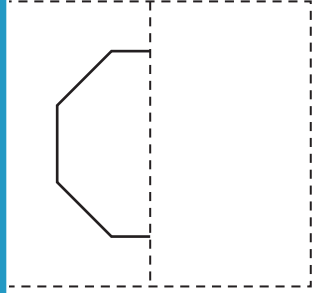
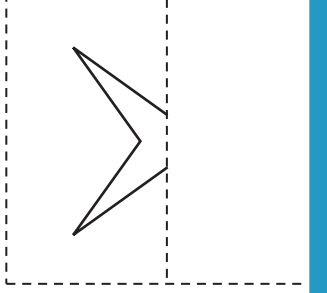
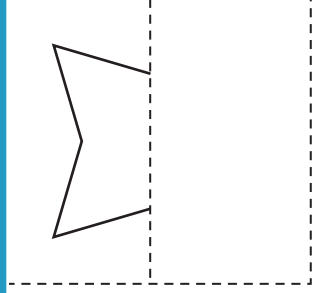
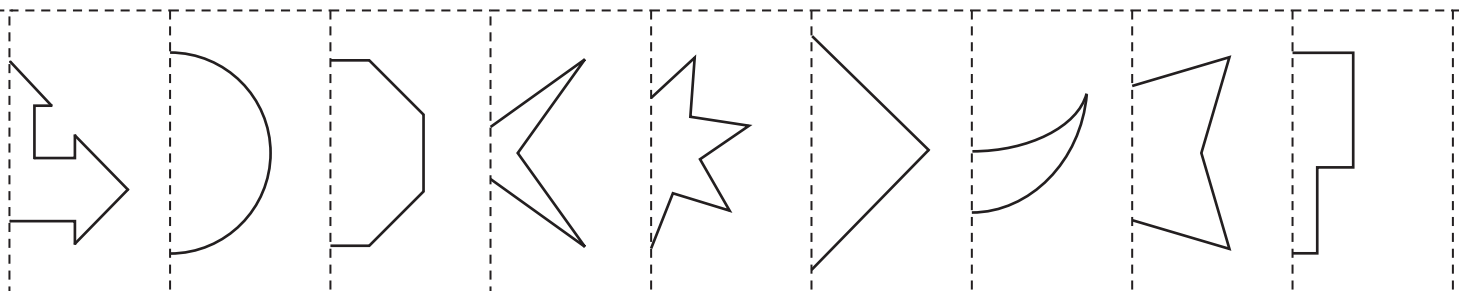


## Cut-Paste Activity

Sheet 3

One half of the symmetric shapes are given. Cut the other half of the shapes given at the bottom of the page and paste it to complete the shapes.

		
	<b>PREVIEW</b> Gain complete access to the largest collection of worksheets in all subjects! Members, please log in to download this worksheet. Not a member? Please sign up to gain complete access. <a href="http://www.mathworksheets4kids.com">www.mathworksheets4kids.com</a>	
		



Name : \_\_\_\_\_

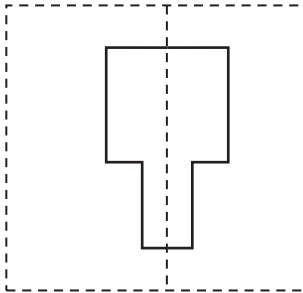
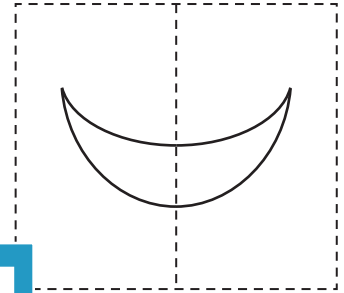
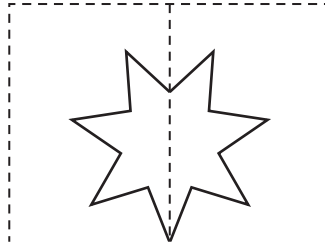
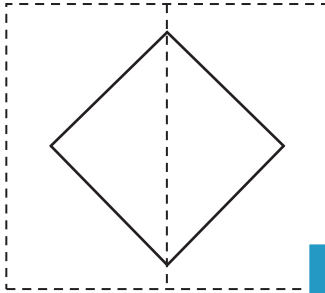
Score : \_\_\_\_\_

## Answer key

# Cut-Paste Activity

Sheet 3

One half of the symmetric shapes are given. Cut the other half of the shapes given at the bottom of the page and paste it to complete the shapes.



**PREVIEW**

Gain complete access to the largest collection of worksheets in all subjects!

Members, please log in to download this worksheet.

Not a member? Please sign up to gain complete access.

[www.mathworksheets4kids.com](http://www.mathworksheets4kids.com)

