


**Lines of Symmetry**

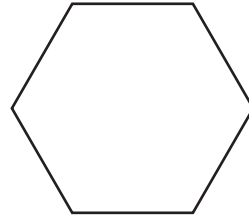
Sheet 2

Draw lines of symmetry on each shape. Count and write the lines of symmetry you see.

1)



2)



3)

**PREVIEW**


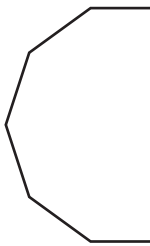
Gain complete access to the largest collection of worksheets in all subjects!

Members, please log in to download this worksheet.

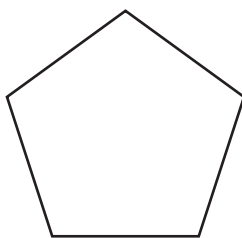
Not a member? Please sign up to gain complete access.

[www.mathworksheets4kids.com](http://www.mathworksheets4kids.com)

5)



7)



8)

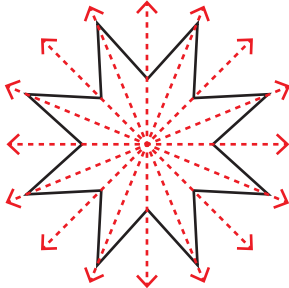


**Answer key****Lines of Symmetry**

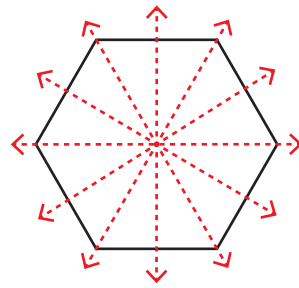
Sheet 2

Draw lines of symmetry on each shape. Count and write the lines of symmetry you see.

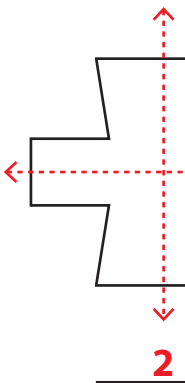
1)

**8**

2)

**6**

3)

**2**

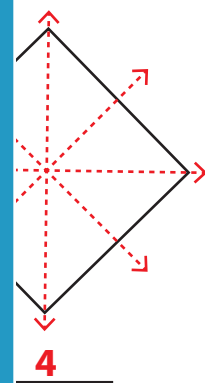
**PREVIEW**

Gain complete access to the largest collection of worksheets in all subjects!

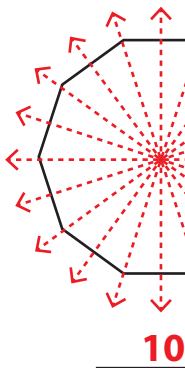
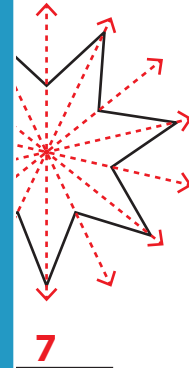
Members, please log in to download this worksheet.

Not a member? Please sign up to gain complete access.

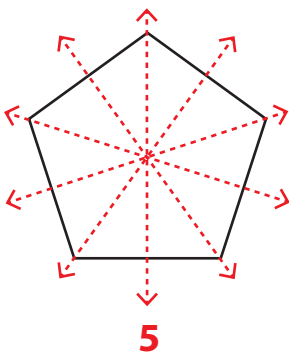
[www.mathworksheets4kids.com](http://www.mathworksheets4kids.com)

**4**

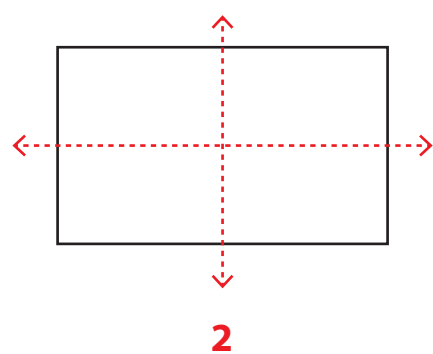
5)

**10****7**

7)

**5**

8)

**2**