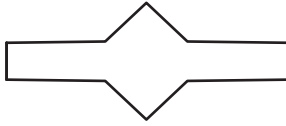



# Lines of Symmetry

Draw lines of symmetry on each shape. Count and write the lines of symmetry you see.

1)



2)



3)

## PREVIEW

Gain complete access to the largest collection of worksheets in all subjects!

Members, please log in to download this worksheet.

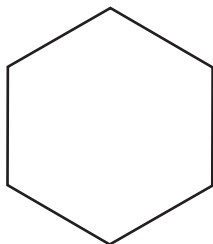
Not a member? Please sign up to gain complete access.

[www.mathworksheets4kids.com](http://www.mathworksheets4kids.com)

5)



7)



\_\_\_\_\_

8)



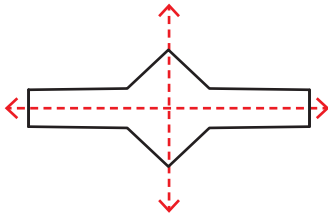
\_\_\_\_\_

**Answer key**

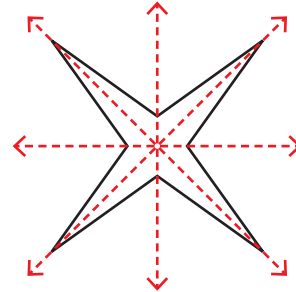
**Lines of Symmetry**

Draw lines of symmetry on each shape. Count and write the lines of symmetry you see.

1)



2)



3)

**PREVIEW**

Gain complete access to the largest collection of worksheets in all subjects!

Members, please log in to download this worksheet.

Not a member? Please sign up to gain complete access.

[www.mathworksheets4kids.com](http://www.mathworksheets4kids.com)

2

2

4

4

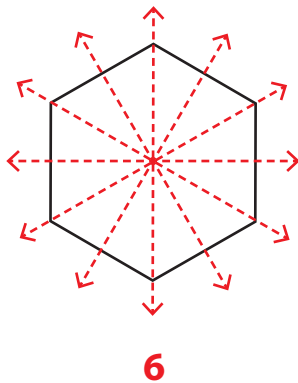
5)

2

5

5

7)



8)

