


Symmetry in Real-life

Sheet 3


Draw a line of symmetry on each one.

(Some pictures may have more than one line of symmetry)

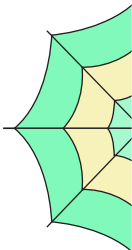
1)



2)



3)



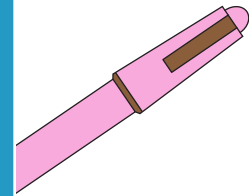
PREVIEW

Gain complete access to the largest collection of worksheets in all subjects!


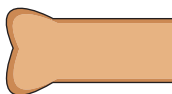
Members, please log in to download this worksheet.

Not a member? Please sign up to gain complete access.

www.mathworksheets4kids.com




5)



7)



8)



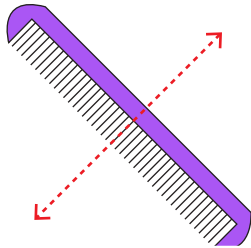
Answer key

Symmetry in Real-life

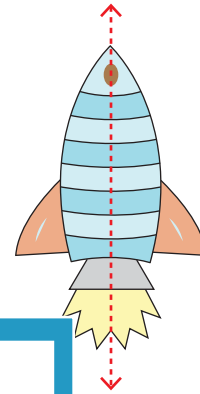
Draw a line of symmetry on each one.

(Some pictures may have more than one line of symmetry)

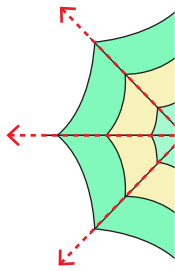
1)



2)



3)



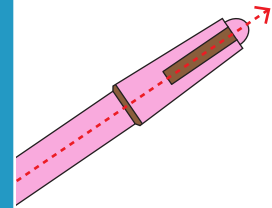
PREVIEW

Gain complete access to the largest collection of worksheets in all subjects!

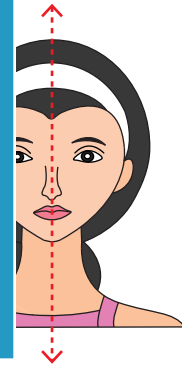
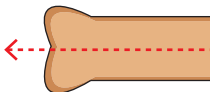
Members, please log in to download this worksheet.

Not a member? Please sign up to gain complete access.

www.mathworksheets4kids.com



5)



7)



8)

