

Symmetry in Real-life

Sheet 5


Draw a line of symmetry on each one.

(Some pictures may have more than one line of symmetry)

1)



2)



3)




PREVIEW

Gain complete access to the largest
collection of worksheets in all subjects!

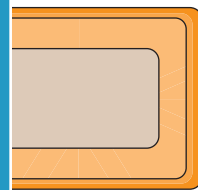
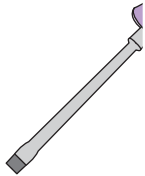
Members, please
log in to
download this
worksheet.

Not a member?
Please sign up to
gain complete
access.

www.mathworksheets4kids.com



5)



7)



8)



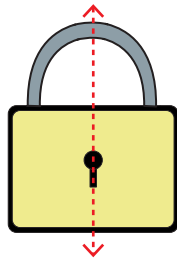
Answer key**Symmetry in Real-life**

Sheet 5

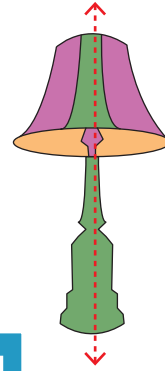
Draw a line of symmetry on each one.

(Some pictures may have more than one line of symmetry)

1)



2)



3)

PREVIEW

Gain complete access to the largest collection of worksheets in all subjects!

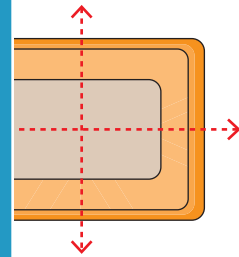
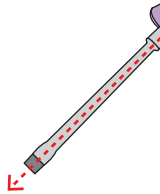
Members, please log in to download this worksheet.

Not a member? Please sign up to gain complete access.

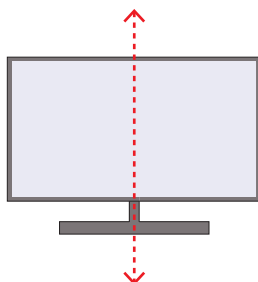
www.mathworksheets4kids.com

The preview box is surrounded by illustrations of a kite, a pencil, and a ruler, each with a dashed red line indicating a line of symmetry.

5)



7)



8)

