

# Unfold the Mystery

What is the shape obtained at the center when you unfold the paper?

1)		a)	b)	c)

2)		a)	b)	c)
		<h2 style="color: blue; margin: 0;">PREVIEW</h2> <p style="color: blue; font-weight: bold; margin: 5px 0;">Gain complete access to the largest collection of worksheets in all subjects!</p> <div style="display: flex; justify-content: space-around; margin: 5px 0;"> <div style="background-color: #007bff; color: white; padding: 5px; transform: rotate(-2deg);"> <p style="margin: 0;">Members, please log in to download this worksheet.</p> </div> <div style="background-color: #007bff; color: white; padding: 5px; transform: rotate(2deg);"> <p style="margin: 0;">Not a member? Please sign up to gain complete access.</p> </div> </div> <p style="color: blue; font-size: small; margin: 5px 0;"><a href="http://www.mathworksheets4kids.com">www.mathworksheets4kids.com</a></p>		

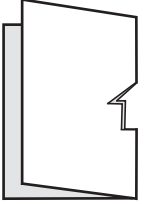


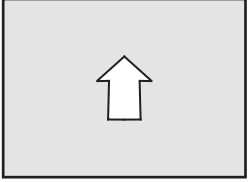
3)		a)	b)	c)
		<h2 style="color: blue; margin: 0;">PREVIEW</h2> <p style="color: blue; font-weight: bold; margin: 5px 0;">Gain complete access to the largest collection of worksheets in all subjects!</p> <div style="display: flex; justify-content: space-around; margin: 5px 0;"> <div style="background-color: #007bff; color: white; padding: 5px; transform: rotate(-2deg);"> <p style="margin: 0;">Members, please log in to download this worksheet.</p> </div> <div style="background-color: #007bff; color: white; padding: 5px; transform: rotate(2deg);"> <p style="margin: 0;">Not a member? Please sign up to gain complete access.</p> </div> </div> <p style="color: blue; font-size: small; margin: 5px 0;"><a href="http://www.mathworksheets4kids.com">www.mathworksheets4kids.com</a></p>		

4)		a)	b)	c)
		<h2 style="color: blue; margin: 0;">PREVIEW</h2> <p style="color: blue; font-weight: bold; margin: 5px 0;">Gain complete access to the largest collection of worksheets in all subjects!</p> <div style="display: flex; justify-content: space-around; margin: 5px 0;"> <div style="background-color: #007bff; color: white; padding: 5px; transform: rotate(-2deg);"> <p style="margin: 0;">Members, please log in to download this worksheet.</p> </div> <div style="background-color: #007bff; color: white; padding: 5px; transform: rotate(2deg);"> <p style="margin: 0;">Not a member? Please sign up to gain complete access.</p> </div> </div> <p style="color: blue; font-size: small; margin: 5px 0;"><a href="http://www.mathworksheets4kids.com">www.mathworksheets4kids.com</a></p>		

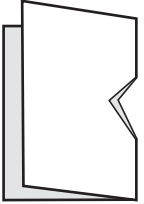

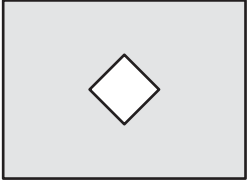
5)		a)	b)	c)

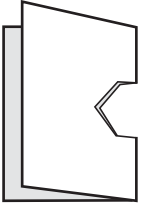

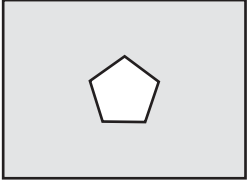
**Unfold the Mystery**

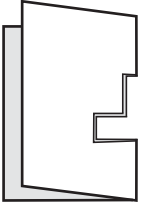
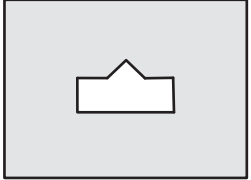
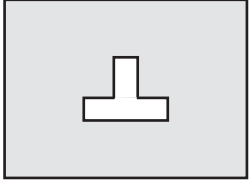
What is the shape obtained at the center when you unfold the paper?

1)  a)  b)  c) 

2)  a)  c) 

3)  a)  c) 

4)  a)  c) 

5)  a)  b)  c) 