

Name : _____

TALL VS SHORT



Sheet 3

Look at the picture in Group A. Circle the picture in Group B that is shorter than Group A.

A

B

1)



2)



PREVIEW

Gain complete access to the largest collection of worksheets in all subjects!

Members, please log in to download this worksheet.

Not a member? Please sign up to gain complete access.

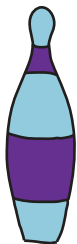
www.mathworksheets4kids.com

Look at the picture in Group A.



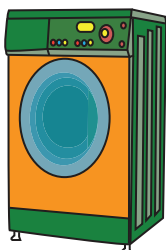
Look at the picture in Group A.

A

3)



4)



Name : _____

Answer Key

TALL VS SHORT




Sheet 3

Look at the picture in Group A. Circle the picture in Group B that is shorter than Group A.

A

B

1)



2)



PREVIEW

Gain complete access to the largest collection of worksheets in all subjects!

Members, please log in to download this worksheet.

Not a member? Please sign up to gain complete access.

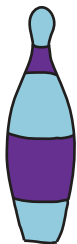
www.mathworksheets4kids.com

Look at the picture in Group A.

Look at the picture in Group A.

A

3)



4)

