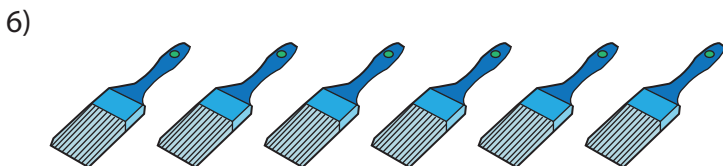
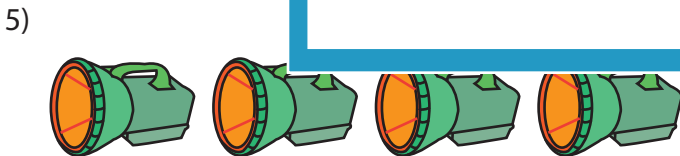
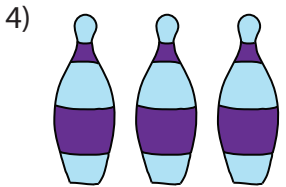
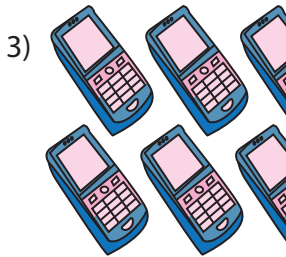
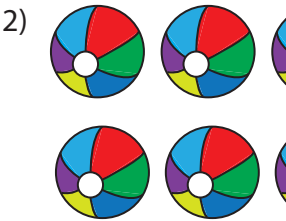



Name : _____

Count and Tally

Sheet 2

Draw tally marks to count the pictures and write the number.



PREVIEW

Gain complete access to the largest collection of worksheets in all subjects!

Members, please log in to download this worksheet.

Not a member? Please sign up to gain complete access.

www.mathworksheets4kids.com







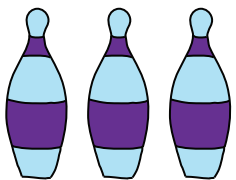



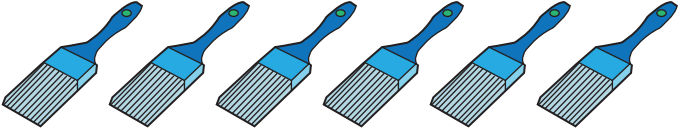

Name : _____

Answer Key

Count and Tally

Sheet 2

Draw tally marks to count the pictures and write the number.

| | | |
|--|--|--|
| 1)  |  | 9 |
| 2)  | PREVIEW Gain complete access to the largest collection of worksheets in all subjects! Members, please log in to download this worksheet. Not a member? Please sign up to gain complete access. www.mathworksheets4kids.com |  11 |
| 3)  |  | 14 |
| 4)  |  | 8 |
| 5)  |  | 4 |
| 6)  |  | 6 |