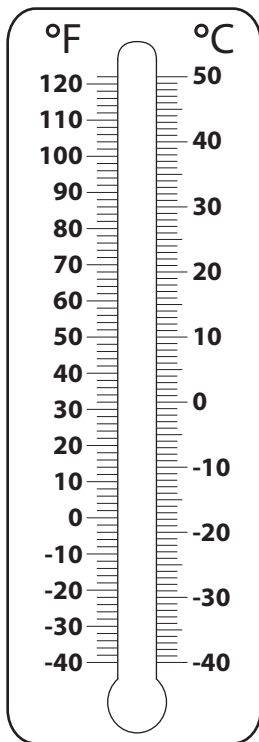


Converting from Celsius to Fahrenheit

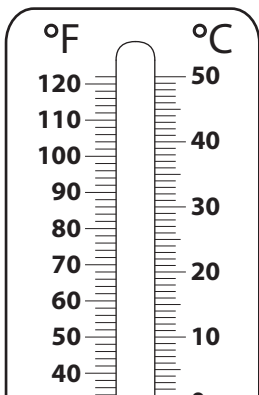
Color to depict the temperature on each thermometer, and write its equivalent in °F.

1) -25 °C

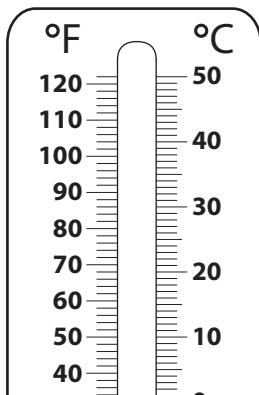


-25 °C = _____ °F

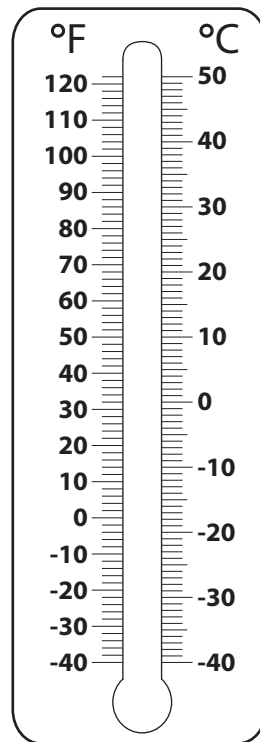
2) 0 °C



3) -40 °C

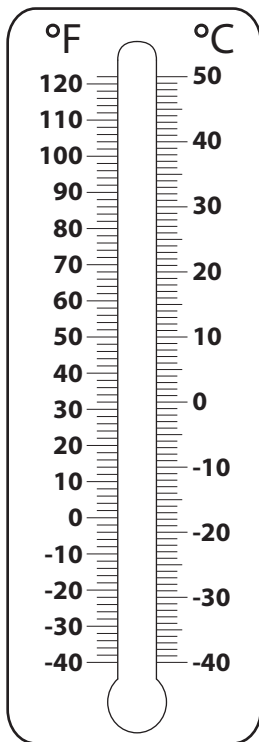


4) 50 °C



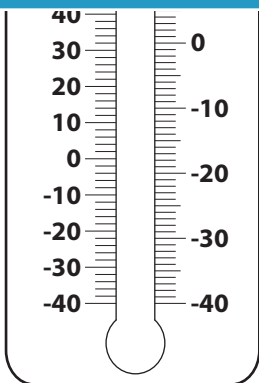
50 °C = _____ °F

5) 30 °C



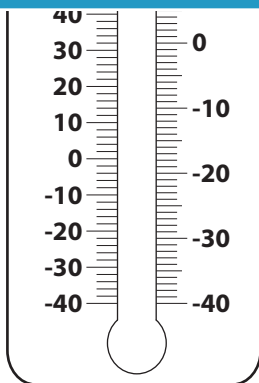
30 °C = _____ °F

6)



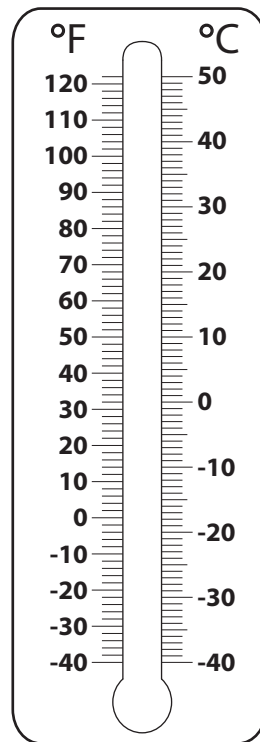
-5 °C = _____ °F

7) 20 °C



20 °C = _____ °F

8) -35 °C



-35 °C = _____ °F

PREVIEW

Gain complete access to the largest collection of worksheets in all subjects!

Members, please log in to download this worksheet.

Not a member? Please sign up to gain complete access.

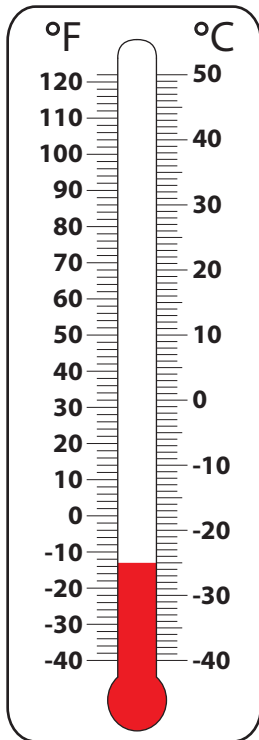
www.mathworksheets4kids.com

Name : _____

Converting from Celsius to Fahrenheit

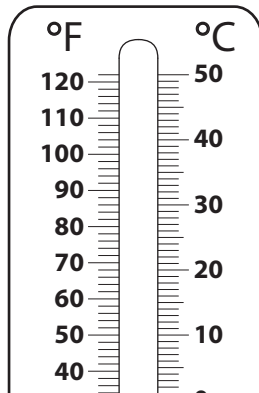
Color to depict the temperature on each thermometer, and write its equivalent in °F.

1) -25 °C

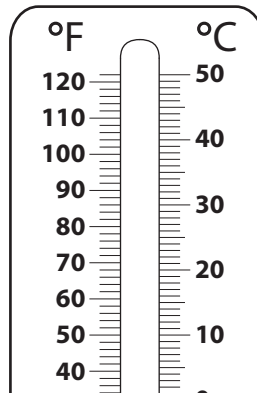


-25 °C = -13 °F

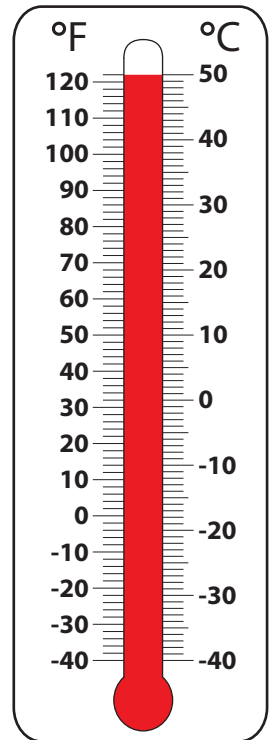
2) 0 °C



3) -40 °C

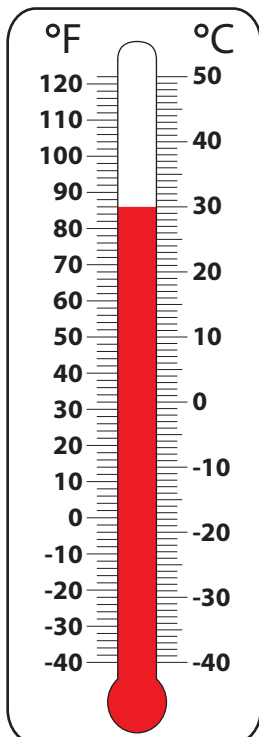


4) 50 °C



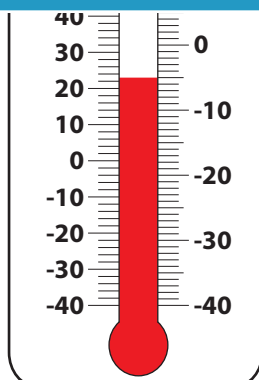
50 °C = 122 °F

5) 30 °C



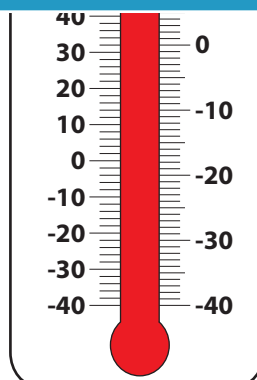
30 °C = 86 °F

6) -5 °C



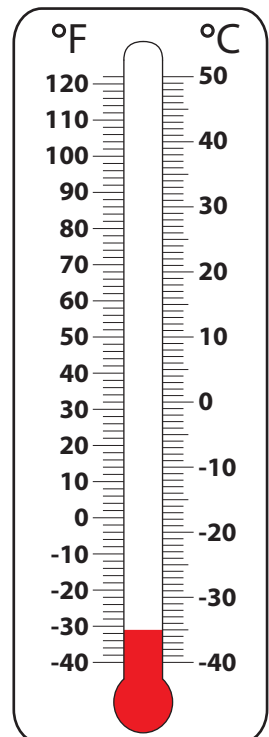
-5 °C = 23 °F

7) 20 °C



20 °C = 68 °F

8) -35 °C



-35 °C = -31 °F

PREVIEW

Gain complete access to the largest collection of worksheets in all subjects!

Members, please log in to download this worksheet.

Not a member? Please sign up to gain complete access.

www.mathworksheets4kids.com