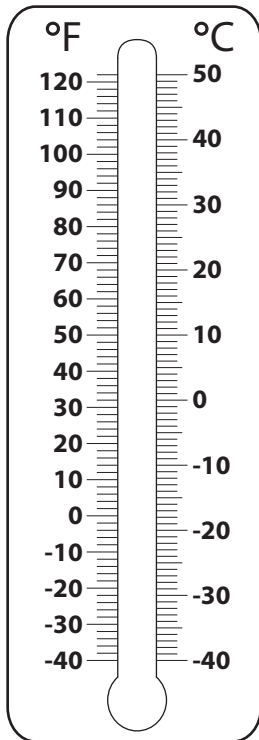


Converting from Celsius to Fahrenheit

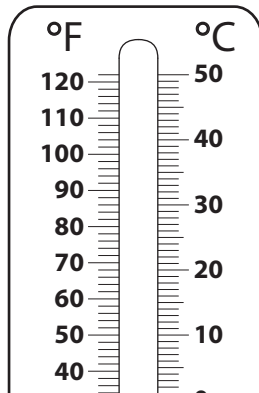
Color to depict the temperature on each thermometer, and write its equivalent in °F.

1) 40 °C

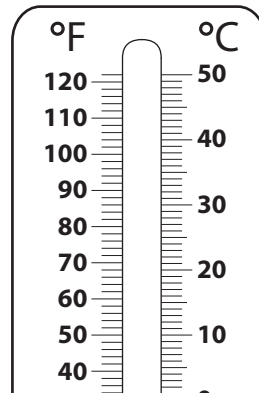


40 °C = _____ °F

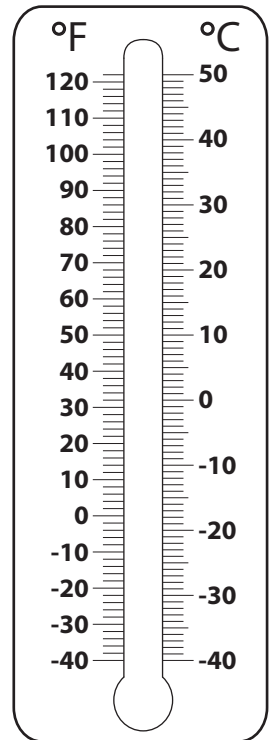
2) -15 °C



3) 35 °C

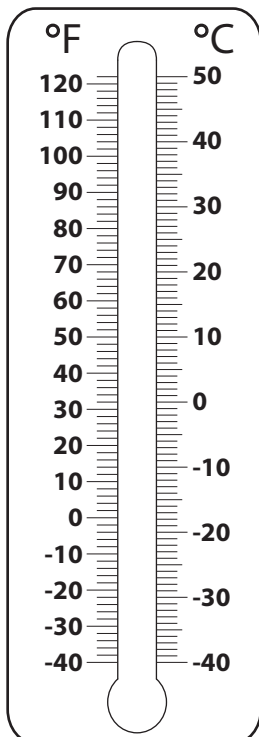


4) -20 °C



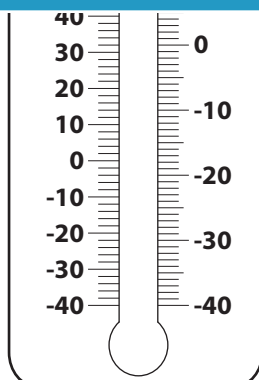
-20 °C = _____ °F

5) -25 °C



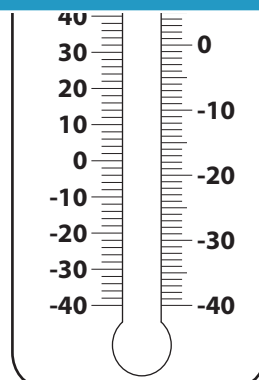
-25 °C = _____ °F

6)



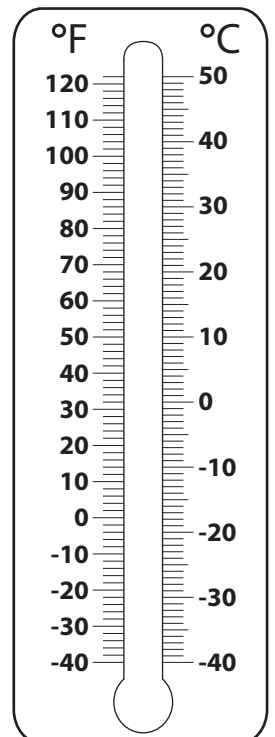
45 °C = _____ °F

Not a member?
Please sign up to
gain complete
access.



-30 °C = _____ °F

8) 10 °C



10 °C = _____ °F

PREVIEW

Gain complete access to the largest
collection of worksheets in all subjects!

Members, please
log in to
download this
worksheet.

Not a member?
Please sign up to
gain complete
access.

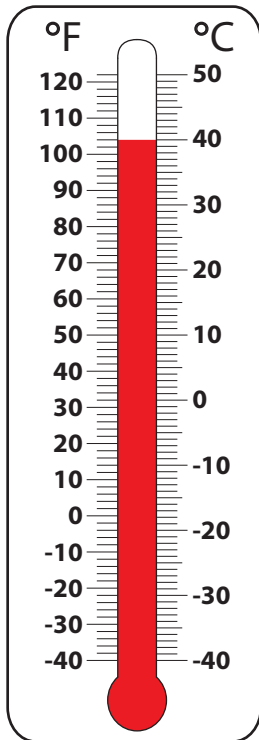
www.mathworksheets4kids.com

Name : _____

Converting from Celsius to Fahrenheit

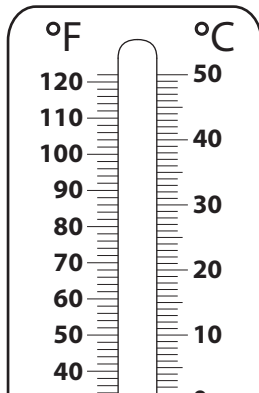
Color to depict the temperature on each thermometer, and write its equivalent in °F.

1) 40 °C

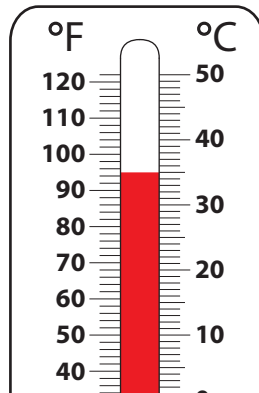


40 °C = 104 °F

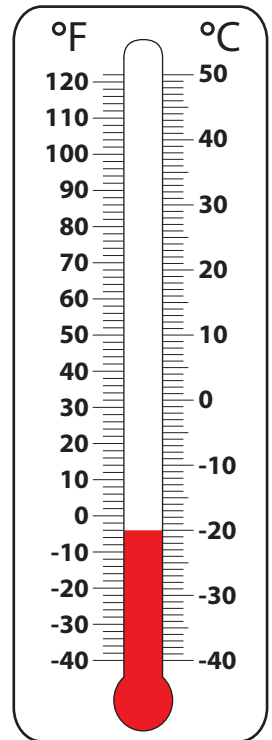
2) -15 °C



3) 35 °C

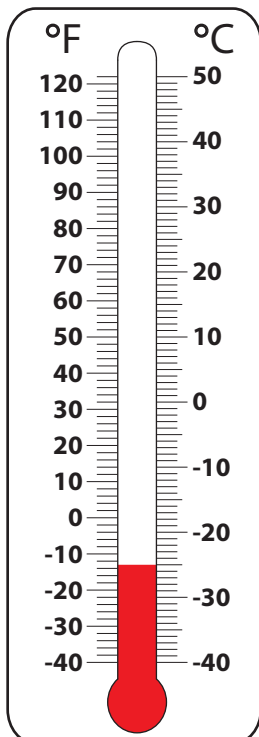


4) -20 °C



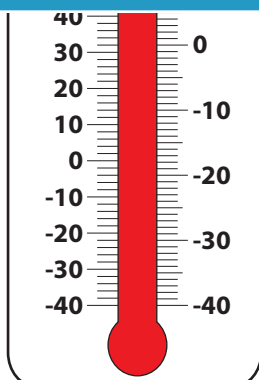
-20 °C = -4 °F

5) -25 °C



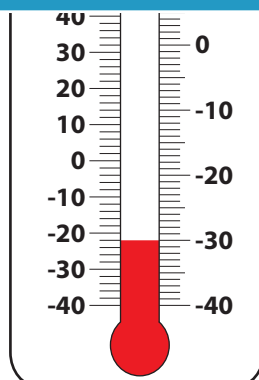
-25 °C = -13 °F

6) 45 °C



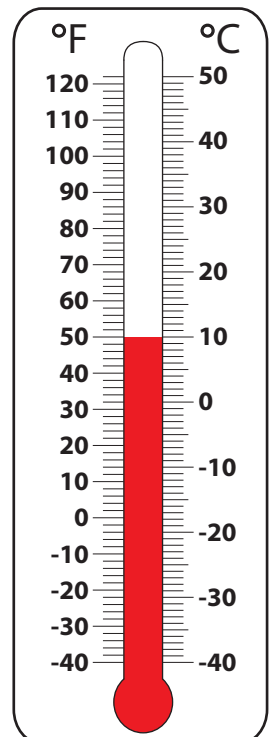
45 °C = 113 °F

7) -30 °C



-30 °C = -22 °F

8) 10 °C



10 °C = 50 °F

PREVIEW

Gain complete access to the largest collection of worksheets in all subjects!

Members, please log in to download this worksheet.

Not a member? Please sign up to gain complete access.

www.mathworksheets4kids.com