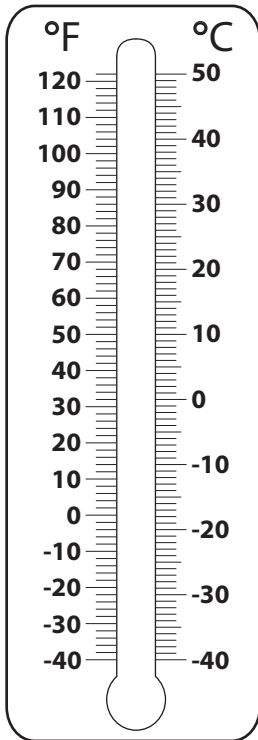


Converting from Fahrenheit to Celsius

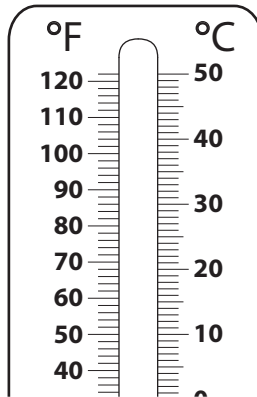
Color to depict the temperature on each thermometer, and write its equivalent in °C.

1) 32 °F

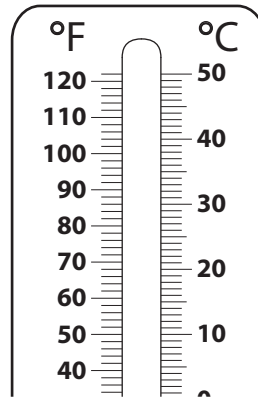


32 °F = _____ °C

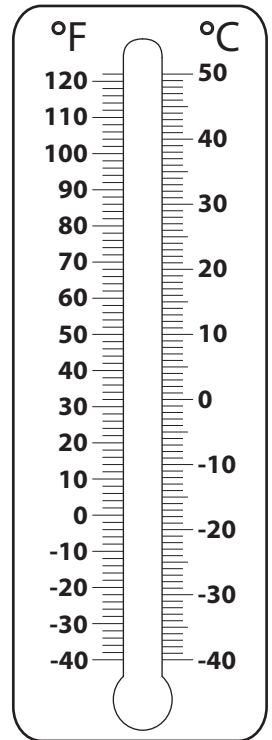
2) -13 °F



3) 86 °F

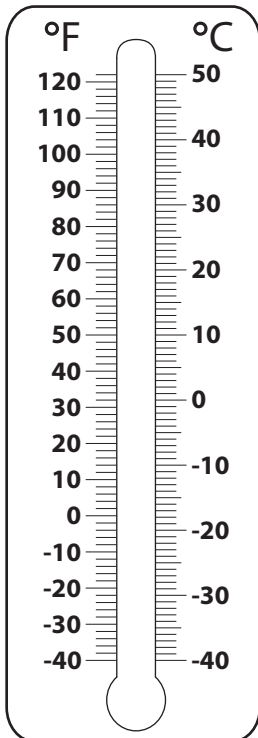


4) 95 °F



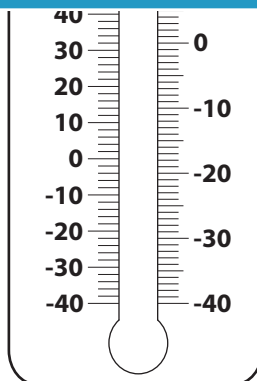
95 °F = _____ °C

5) -31 °F



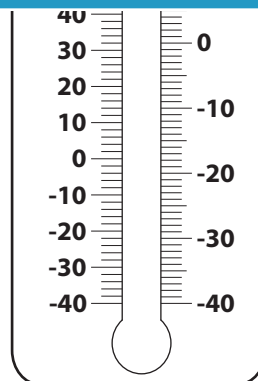
-31 °F = _____ °C

6)



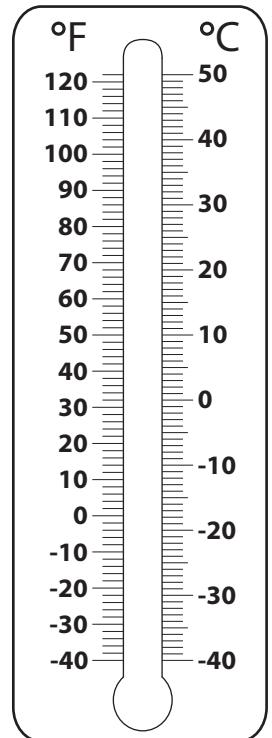
122 °F = _____ °C

7)



5 °F = _____ °C

8) 68 °F



68 °F = _____ °C

PREVIEW

Gain complete access to the largest collection of worksheets in all subjects!

Members, please log in to download this worksheet.

Not a member? Please sign up to gain complete access.

www.mathworksheets4kids.com

Name : _____

Converting from Fahrenheit to Celsius

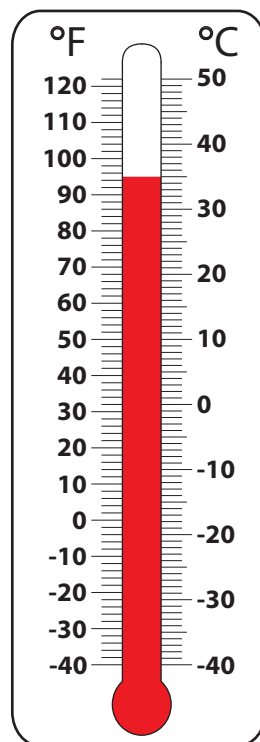
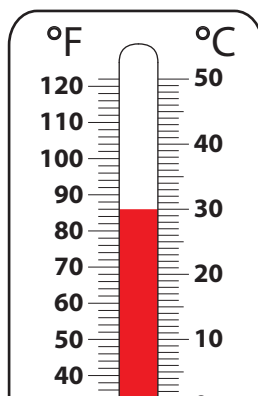
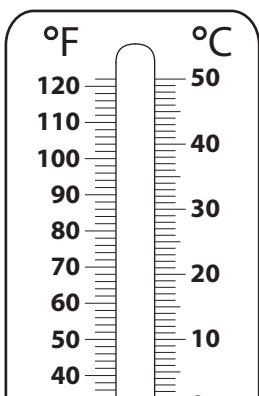
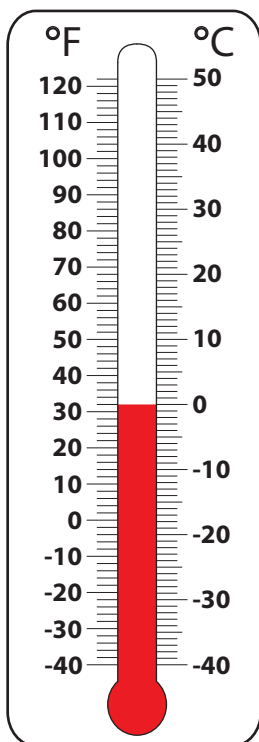
Color to depict the temperature on each thermometer, and write its equivalent in °C.

1) 32 °F

2) -13 °F

3) 86 °F

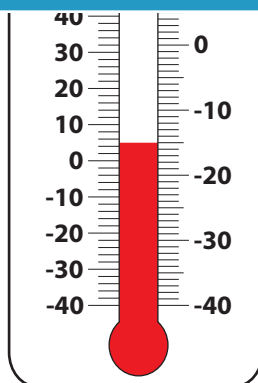
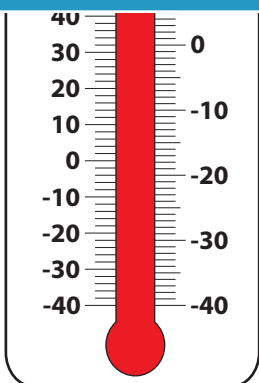
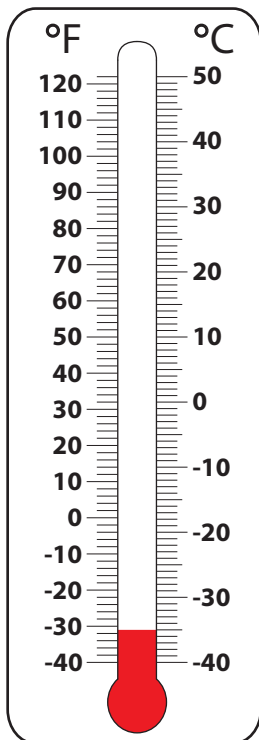
4) 95 °F



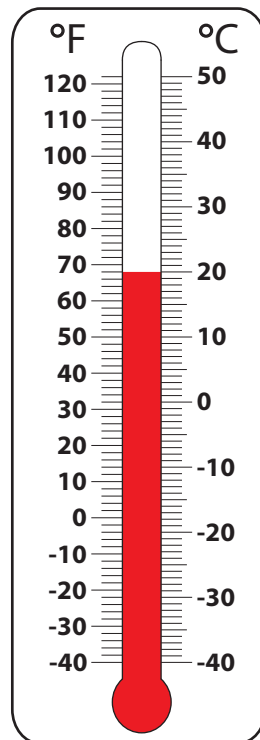
32 °F = 0 °C

95 °F = 35 °C

5) -31 °F



8) 68 °F



-31 °F = -35 °C

122 °F = 50 °C

5 °F = -15 °C

68 °F = 20 °C

PREVIEW

Gain complete access to the largest collection of worksheets in all subjects!

Members, please log in to download this worksheet.

Not a member? Please sign up to gain complete access.

www.mathworksheets4kids.com