

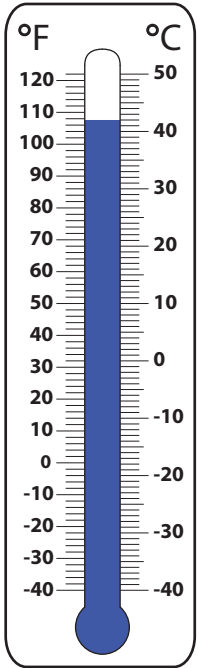
Name : \_\_\_\_\_

# Ordering Temperatures

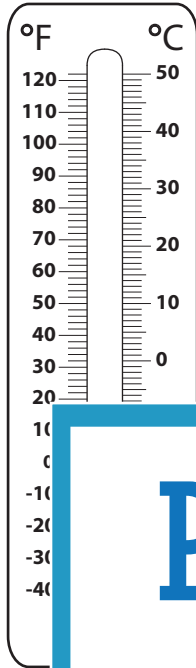
Coldest to Warmest: S3

Read the thermometers and arrange the temperatures from the coldest to the warmest.

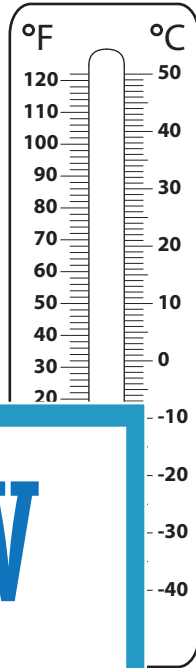

1)



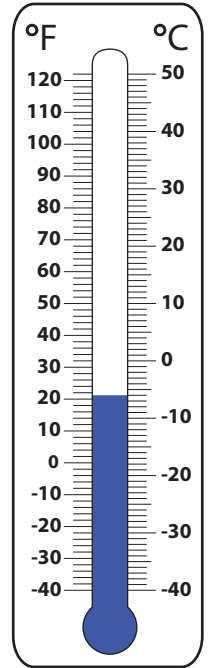
°C



°C

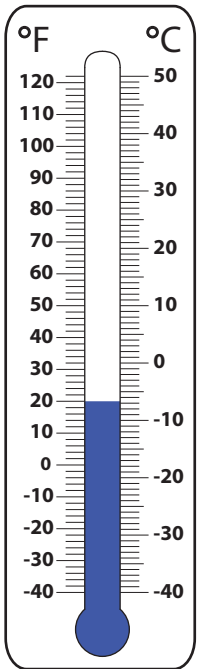


°C

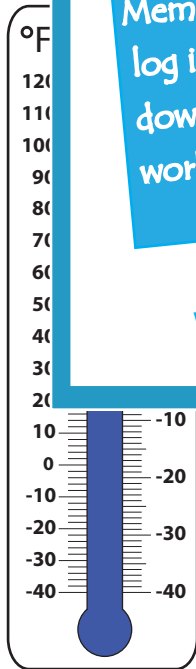


°C

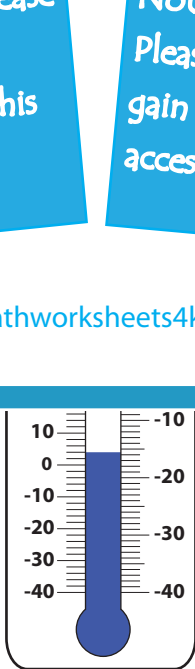
2)



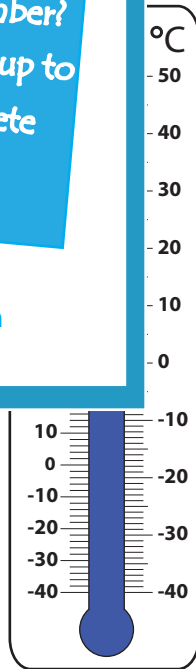
°F



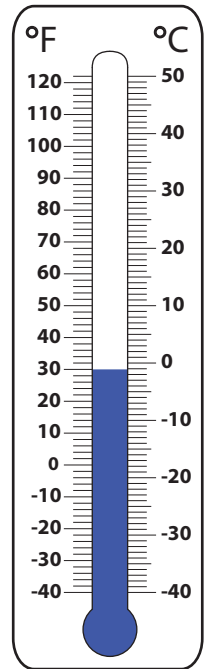
°F



°F



°F



°F

**PREVIEW**

Gain complete access to the largest collection of worksheets in all subjects!

Members, please log in to download this worksheet.

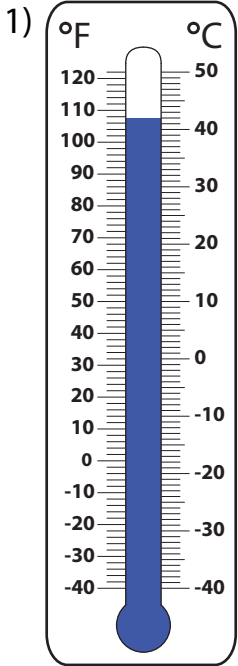
Not a member? Please sign up to gain complete access.

[www.mathworksheets4kids.com](http://www.mathworksheets4kids.com)

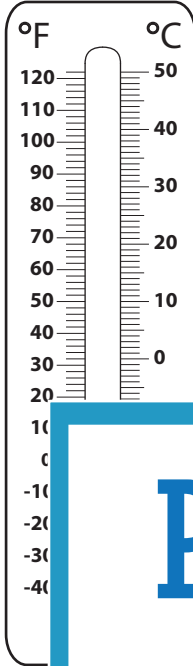
Name : \_\_\_\_\_

# Ordering Temperatures

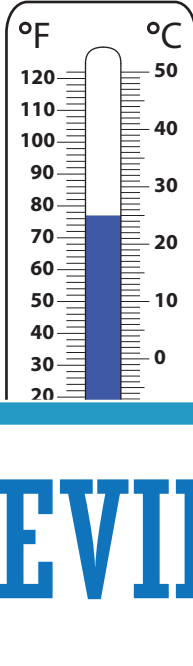
Read the thermometers and arrange the temperatures from the coldest to the warmest.



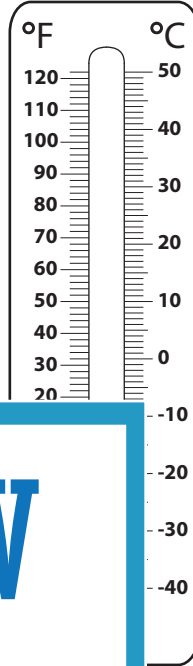
**42** °C



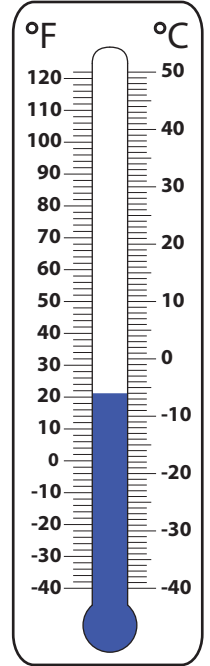
**62** °C



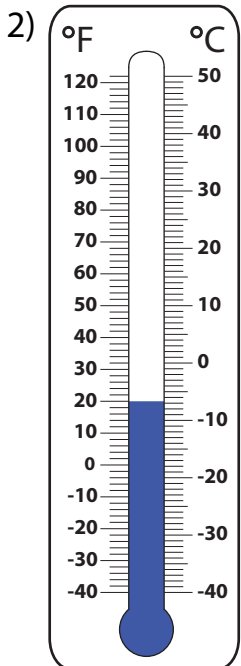
**78** °C



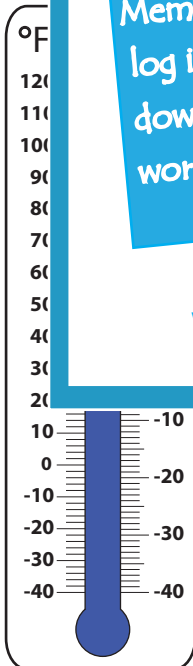
**30** °C



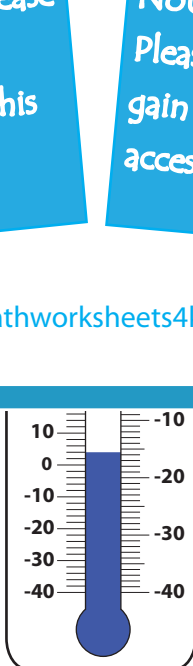
**-6** °C




**20** °F



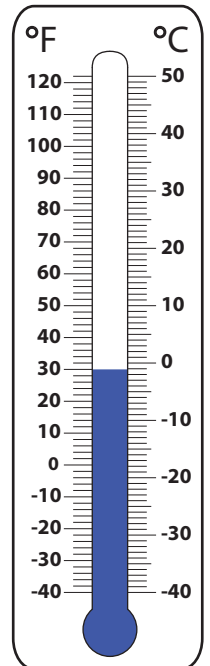
**62** °F



**4** °F



**78** °F



**30** °F

**4 °F, 20 °F, 30 °F, 62 °F, and 78 °F**

**PREVIEW**

Gain complete access to the largest collection of worksheets in all subjects!

Members, please log in to download this worksheet.

Not a member? Please sign up to gain complete access.

[www.mathworksheets4kids.com](http://www.mathworksheets4kids.com)