

Name : \_\_\_\_\_

## Converting from 12-Hour to 24-Hour Clocks

A) Convert each time from 12-hour to 24-hour clock.

1) 2:54 p.m. = \_\_\_\_\_

2) 6:00 a.m. = \_\_\_\_\_

3) 5:25 a.m. = \_\_\_\_\_

4) 3:17 p.m. = \_\_\_\_\_



5) 12:48 a.m. = \_\_\_\_\_

6) 10:33 a.m. = \_\_\_\_\_



7) 7:09 p.m. = \_\_\_\_\_

8) 1:40 p.m. = \_\_\_\_\_

B) Read each analog



format.



# PREVIEW

Gain complete access to the largest collection of worksheets in all subjects!

Members, please log in to download this worksheet.

Not a member? Please sign up to gain complete access.

[www.mathworksheets4kids.com](http://www.mathworksheets4kids.com)

C) Kelly ate her lunch at 12:40 pm. Write the time in a 24-hour format.

\_\_\_\_\_

**Converting from 12-Hour to 24-Hour Clocks**

A) Convert each time from 12-hour to 24-hour clock.

1) 2:54 p.m. = 14:54

2) 6:00 a.m. = 06:00

3) 5:25 a.m. = 05:25

4) 3:17 p.m. = 15:17


5) 12:48 a.m. = 00:48

6) 10:33 a.m. = 10:33

7) 7:09 p.m. = 19:09

8) 1:40 p.m. = 13:40

B) Read each analog

**21:13**

**PREVIEW**



Gain complete access to the largest collection of worksheets in all subjects!

Members, please log in to download this worksheet.

Not a member? Please sign up to gain complete access.

[www.mathworksheets4kids.com](http://www.mathworksheets4kids.com)

format.

**08:34****07:04****01:10**

C) Kelly ate her lunch at 12:40 pm. Write the time in a 24-hour format.

**12:40**