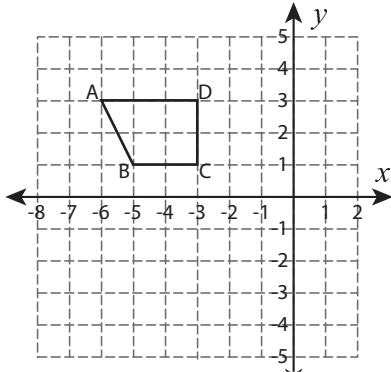


Write the New Coordinates

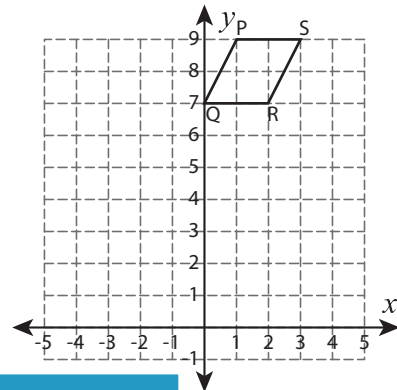
Graph the image of each figure after the given reflection. Also write the coordinates of the image.

1) Reflection across the line $x = -2$



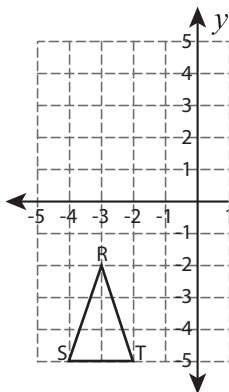
A' : _____ , B' : _____
C' : _____ , D' : _____

2) Reflection across the line $y = 5$



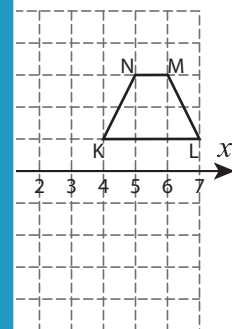
Q' : _____
S' : _____

3) Reflection across the line $x = 2$



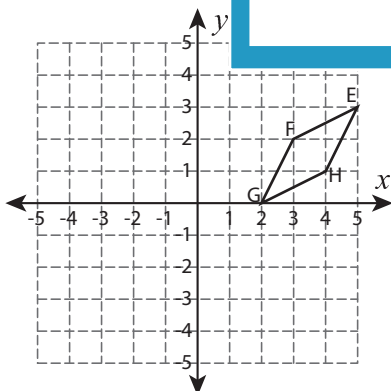
R' : _____ , S' : _____
T' : _____

Reflection across the line $x = 2$

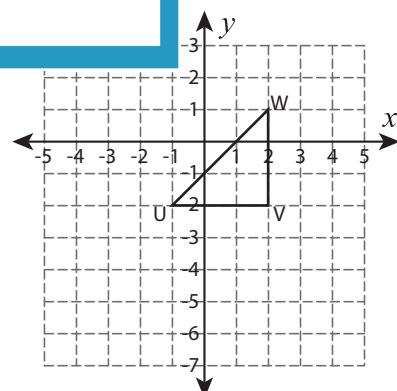


L' : _____
N' : _____

5) Reflection across the line $y = -3$



E' : _____ , F' : _____
G' : _____ , H' : _____



U' : _____ , V' : _____
W' : _____

PREVIEW

Gain complete access to the largest collection of worksheets in all subjects!

Members, please log in to download this worksheet.

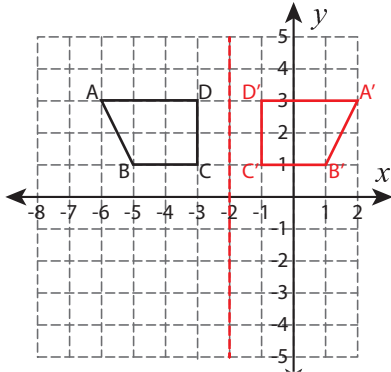
Not a member? Please sign up to gain complete access.

www.mathworksheets4kids.com

Write the New Coordinates

Graph the image of each figure after the given reflection. Also write the coordinates of the image.

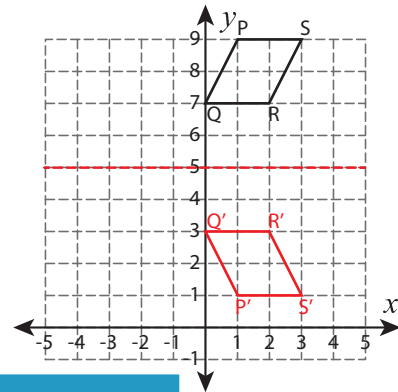
1) Reflection across the line $x = -2$



A': (2, 3), B': (-1, 1)

C': (-1, 1), D': (-1, 3)

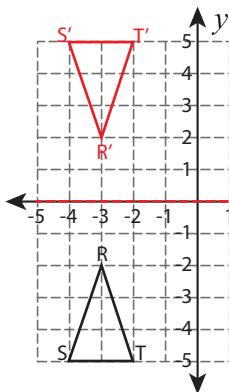
2) Reflection across the line $y = 5$



Q': (0, 3)

S': (2, 1)

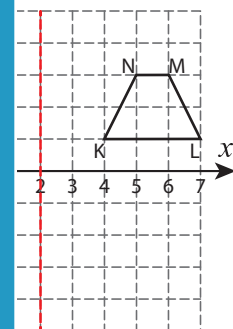
3) Reflection across the line $x = 2$



R': (-3, 2), S': (-4, 4)

T': (-2, 5)

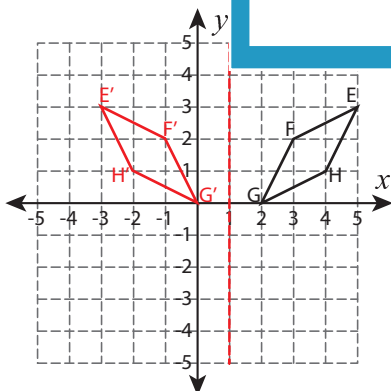
4) Reflection across the line $x = 2$



L': (-3, 1)

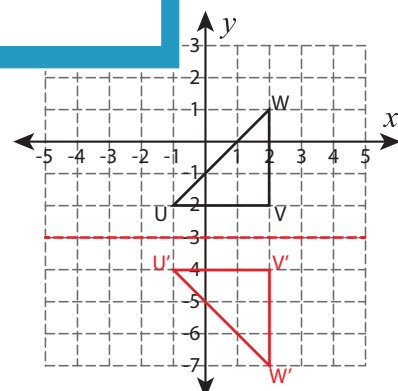
N': (-1, 3)

5) Reflection across the line $y = -3$



E': (-3, 3), F': (-1, 2)

G': (0, 0), H': (-2, 1)



U': (-1, -4), V': (2, -4)

W': (2, -7)

PREVIEW

Gain complete access to the largest collection of worksheets in all subjects!

Members, please log in to download this worksheet.

Not a member? Please sign up to gain complete access.

www.mathworksheets4kids.com